

BSC CHANGE – DRAFT REDLINING




This is the document holding the draft redlined changes to BSCP602 related to P375. We have redlined these changes against version 2.0. (Please note that the version number, effective date and numbering will be updated ahead of implementation.)

1. IMPACTED SECTIONS

We have made changes to the following section for this Modification:

- 1
- 2
- 3

2. USING 'TRACKED CHANGES'

3. IN MICROSOFT WORD, THE TRACKED CHANGES FUNCTION IS UNDER THE 'REVIEW' TAB.
4. SELECTING THE 'ALL MARKUP' VIEW WILL SHOW THE ORIGINAL DOCUMENT WITH ANY ADDITIONS AND DELETIONS CLEARLY MARKED.
5. TO NAVIGATE BETWEEN REDLINED CHANGES, YOU CAN EITHER SCROLL THROUGH USING THE  Next AND  Previous BUTTONS, OR TO SEE A FULL LIST OF OFF CHANGES YOU CAN OPEN OUT THE  Reviewing Pane .

If you require assistance in assessing this redlining, please contact **Craig Murray** on **020 7380 4201** or email BSC.change@elexon.co.uk.

Balancing and Settlement Code

BSC Procedure

[P375]SVA METERING SYSTEM & ASSET METER REGISTER

BSCP602

Version 2.8~~Version 2.0~~

Date: ~~1 April 2020~~

BSCP602
relating to the
SVA Metering System & Asset Meter Register

1. Reference is made to the Balancing and Settlement Code and, in particular, to the definition of “BSC Procedure” in Section X, Annex X-1 thereof.
2. This is BSC Procedure 602, ~~Version 2.0~~ relating to the SVA Metering System & Asset Meter Register.
3. This BSC Procedure is effective from ~~1 April 2020~~.
4. This BSC Procedure has been approved by the BSC Panel or its relevant delegated Panel Committee(s).

Intellectual Property Rights, Copyright and Disclaimer

The copyright and other intellectual property rights in this document are vested in ~~ELEXON~~Elexon or appear with the consent of the copyright owner. These materials are made available for you for the purposes of your participation in the electricity industry. If you have an interest in the electricity industry, you may view, download, copy, distribute, modify, transmit, publish, sell or create derivative works (in whatever format) from this document or in other cases use for personal academic or other non-commercial purposes. All copyright and other proprietary notices contained in the document must be retained on any copy you make.

All other rights of the copyright owner not expressly dealt with above are reserved.

No representation, warranty or guarantee is made that the information in this document is accurate or complete. While care is taken in the collection and provision of this information, ~~ELEXON~~Elexon Limited shall not be liable for any errors, omissions, misstatements or mistakes in any information or damages resulting from the use of this information or action taken in reliance on it.

Amendment Record

Version	Date	Description of Change	Changes Included	Mods/Panel/Committee Refs.
1.0	28 Feb 2019	February 2019 Release	P344	Panel 284C/01
2.0	01 Apr 2020	April 2020 Release	P354, P388	Panel 276/04
<u>2.8</u>	02 Dec <u>2020</u>	<u>P375 Review</u>	<u>P375</u>	

Contents

1	Introduction	7
[P375]1.1	Purpose and Scope of the Procedure	7
1.2	Main Users of the Procedure	8
1.3	Use of Procedure	8
1.4	Balancing and Settlement Code Provisions	8
1.5	Associated BSC Procedures	9
[P375]1.6	Acronyms and Definitions	9
2.	Interface and Timetable Information	10
[P375]2.1	MSID Pair / AMSID Pair Allocation Notification	10
[P375]2.2A	MSID Pair / AMSID Pair Delivered Volume Notification by Virtual Lead Parties	13
2.2B	MSID Pair Delivered Volume Notification by the NETSO	15
[P375]2.3	Disputed MSID Pair / AMSID Pair Allocation Resolution	17
[P375]2.4	Register an Asset Metering System in the SVA Metering System & Asset Meter Register	19
[P375]2.5	Appointment of VLP Agents (MOA and HHDC) for an Asset Metering System	20
3	Appendices	21
[P375]3.1	MSID Pair / AMSID Pair Allocation File Validation	21
3.2	Amendments to MSID Pair / AMSID Pair Allocation	22
3.3	Disputed MSID Pair / AMSID Pair Allocation Resolution	22
3.4	MSID Pair / AMSID Pair Delivered Volume Notification	24
[P375]3.6	Allocation of MSID Pair / AMSID Pair Delivered Volumes and ABS MSID Pair Delivered Volumes	25
1	Introduction	5
1.1	Purpose and Scope of the Procedure	5
1.2	Main Users of the Procedure	5
1.3	Use of Procedure	6
1.4	Balancing and Settlement Code Provisions	6
1.5	Associated BSC Procedures	6
1.6	Acronyms and Definitions	6
2.	Interface and Timetable Information	8

2.1	MSID Pair Allocation Notification	8
2.2A	MSID Pair Delivered Volume Notification by Virtual Lead Parties	10
2.2B	MSID Pair Delivered Volume Notification by the NETSO	12
2.3	Disputed MSID Pair Allocation Resolution	14
3	Appendices	16
3.1	MSID Pair Allocation File Validation	16
3.2	Amendments to MSID Pair Allocation	17
3.3	Disputed MSID Pair Allocation Resolution	17
3.4	MSID Pair Delivered Volume Notification	18
3.6	Allocation of MSID Pair Delivered Volumes and ABS MSID Pair Delivered Volumes	19

1 Introduction

[P375]1.1 Purpose and Scope of the Procedure

The purpose of this Balancing and Settlement Code Procedure (BSCP) is to set out the processes that ~~Suppliers, Virtual Lead Parties (VLPs) and the NETSO should follow when submitting MSID Pair allocation(s) and, where appropriate, MSID Pair Delivered Volumes to the SVAA.~~

- Suppliers and Virtual Lead Parties (VLPs) should follow when submitting MSID Pair allocation(s) and AMSID Pair allocation(s) and, where appropriate, MSID Pair Delivered Volumes and AMSID Pair Delivered Volumes to the SVAA; and
- the NETSO should follow when submitting MSID Pairs and MSID Pair Delivered Volumes to the SVAA.

It also sets out the processes and information required by VLPs to register an Asset Metering System thus creating an AMSID Pair and AMSID number(s).

A MSID Pair allocation is the notification from the Lead Party (~~i.e.~~ Supplier or VLP) or from the NETSO- of MSID Pairs that may be used for the purposes of providing Balancing Services¹; or Applicable Balancing Services to the NETSO. Where the MSID ~~Pair~~ allocation is notified by a Lead Party, all MSID ~~Pairs~~ must be notified as part of a BM Unit; ~~however, where the~~ Where a MSID Pair allocation is notified by the NETSO, no association with a BM Unit will be required.

An AMSID Pair allocation is the notification from the VLP of an AMSID Pair that may be used for the purposes of providing Balancing Services as part of a Secondary BM Unit. An AMSID Pair allocation must specify the Associated MSID Pair(s) at the Boundary Point, all related AMSIDs and an indicator whether the AMSID Pair will be used to provide the Delivered Volume or for Asset Differencing.

An 'MSID Pair' means one SVA HH Import Metering System and, where applicable, one SVA HH Export Metering System situated at a single Boundary Point. To clarify, an MSID Pair must contain an SVA HH Import Metering System but does not always have to contain a SVA HH Export Metering System.

An 'AMSID Pair' means one AMSID measuring the flow of electricity to the Asset and, where applicable, one AMSID measuring the flow of electricity from the Asset, whose Half Hourly Metering Systems are used for the purposes of offering Balancing Services;

This BSC Procedure focuses on the interfaces between Lead Parties or the NETSO and the Supplier Volume Allocation Agent (SVAA) seen from the perspective of the Lead Party or the NETSO.

¹ Balancing Services in this instance refers to the Balancing Mechanism and Replacement Reserve

The purpose of this procedure is:

- to ensure maintenance of an accurate, up-to-date SVA Metering System Register;
- to ensure maintenance of an accurate, up-to-date Asset Meter Register for use in creating Asset Metering Systems and storing details of these Metering Systems
- to ensure the correct working of the SVAA internal processing for use in validating submissions of MSID Pair Allocations and AMSID Pair Allocations to the SVA Metering System Register;
- to ensure MSID Pair Delivered Volumes and AMSID Pair Delivered Volumes are determined in good faith, in accordance with Good Industry Practice and notified in a timely manner; and
- to ensure the correct working of the SVAA internal processing for use in validating MSID Pair Delivered Volumes and AMSID Pair Delivered Volumes.

[P375]1.2 Main Users of the Procedure

This BSC Procedure should be used by:

- Suppliers
- VLPs
- The NETSO
- SVAA

The systems and processes used by the Supplier / VLP must comply with all other applicable requirements set out in the Code, PSL100, BSCP502, BSCP514 and BSCP537.

[P375]1.3 Use of Procedure

The remaining sections in this document are:

- Section 2 – Interface and Timetable Information: this section defines the step by step processes for the SVA Metering System & Asset Meter Register.
- Section 3 – Appendices: this section contains supporting information.

1.4 Balancing and Settlement Code Provisions

This BSC Procedure has been produced in accordance with the provisions of the Balancing and Settlement Code (BSC). In the event of an inconsistency between the provisions of this BSC Procedure and the BSC, the provisions of the BSC shall prevail.

1.5 Associated BSC Procedures

This BSC Procedure interfaces with:

BSCP503	Half Hourly Data Aggregation for SVA Metering Systems Registered in SMRS
BSCP507	Supplier Volume Allocation Standing Data Changes
BSCP508	Supplier Volume Allocation Agent
BSCP537	Qualification Process for SVA Parties, SVA Party Agents and CVA MOAs

[P375] 1.6 Acronyms and Definitions

Any capitalised term that is not defined in this BSCP shall have the same meaning given to it as in the Code.

The acronyms used in this BSC Procedure are defined as follows:

Acronym	Expression
<u>AMSID</u>	<u>Asset Metering System Identifier</u>
BM	Balancing Mechanism
BSC	Balancing and Settlement Code (the “Code”)
BSCCo	Balancing and Settlement Code Company
BSCP	Balancing and Settlement Code Procedure
BSP	Balancing Service Provider
CRA	Central Registration Agent
ECOES	Electricity Central Online Enquiry Service
EFSD	Effective From Settlement Date
ETSD	Effective To Settlement Date
HHDA	Half Hourly Data Aggregator
<u>HHDC</u>	<u>Half Hourly Data Collector</u>
kWh	Kilowatt-hour
<u>MOA</u>	<u>Meter Operator Agent</u>
MSID	Metering System Identifier
Ref	Reference
SVA	Supplier Volume Allocation
SVAA	Supplier Volume Allocation Agent
VAR	Volume Allocation Run
WD	Working Day

2. Interface and Timetable Information

[P375]2.1 MSID Pair / AMSID Pair Allocation Notification

Where a VLP has registered a Secondary BM Unit, ~~or a Supplier intends to use an Additional Primary BM Unit~~, for the purposes of providing Balancing Services², the BM Unit must be specified in terms of the component MSID Pairs: ~~and, where applicable, AMSID Pairs. Where a Supplier intends to use an Additional Primary BM Unit for the purposes of providing Balancing Services², the BM Unit must be specified in terms of the component MSID Pairs.~~ Where the NETSO has contracts with non BM Applicable Balancing Services Providers, it must specify the MSID Pairs that may be used to provide those non BM Applicable Balancing Services.

REF	WHEN	ACTION	FROM	TO	INFORMATION REQUIRED	METHOD
2.1.1	At least 5 WD before the EFSD of the MSID Pair / <u>AMSID Pair</u>	Send the MSID Pair / <u>AMSID Pair</u> Allocation, <u>this includes nomination of Associated MSID Pairs</u>	Lead Party, NETSO	SVAA	P0278 – MSID Pair / <u>AMSID Pair</u> Allocation	Self-Service Gateway or other method, as agreed.
2.1.2	As required upon receiving additional information	Send an amended MSID Pair / <u>AMSID Pair</u> Allocation ³	Lead Party, NETSO	SVAA	P0278 – MSID Pair / <u>AMSID Pair</u> Allocation Appendix 3.2 – Amendments to MSID Pair / <u>AMSID Pair</u> Allocations	Self-Service Gateway, <u>or other method</u> , as agreed.
2.1.3	Within 1 WD of 2.1.1 or where appropriate within 1 WD of 2.1.2	Log and validate MSID Pair / <u>AMSID Pair</u> Allocation in accordance with Appendix 3.1 – MSID Pair / <u>AMSID Pair</u> Allocation File Validation	SVAA		Appendix 3.1 – MSID Pair / <u>AMSID Pair</u> Allocation File Validation	Internal Process
2.1.4	Within 1 WD of 2.1.1 or where appropriate within 1 WD of 2.1.2	If the file cannot be processed send notification.	SVAA	Lead Party, NETSO		Electronic or other method, as agreed.

² Balancing Services in this instance refers to the Balancing Mechanism and Replacement Reserve

³ Where such amendments correct an identified error that impacts Settlement accuracy, the SVAA shall facilitate such amendments for Settlement Days prior to having undergone the R1 VAR Run

REF	WHEN	ACTION	FROM	TO	INFORMATION REQUIRED	METHOD
		Return to 2.1.1 if Lead Party wishes to provide revised notification.				
2.1.5	Within 1 WD of 2.1.1 or where appropriate within 1 WD of 2.1.2	If MSID <u>Pair / AMSID</u> Pair Allocation is invalid, the SVAA shall send notification of the rejection to the Lead Party or the NETSO. Return to 2.1.1 if Lead Party or the NETSO wishes to provide revised notification.	SVAA	Lead Party, NETSO	P0280 – Rejection of MSID Pair / <u>AMSID Pair</u> Allocation	Self-Service Gateway or other method, as agreed.
2.1.6	Within 1 WD of 2.1.1 or where appropriate within 1 WD of 2.1.2	If MSID Pair / <u>AMSID Pair</u> Allocation is valid, the SVAA shall store the MSID Pair / <u>AMSID Pair</u> in the SVA Metering System & Asset Meter Register and send confirmation of acceptance	SVAA	Lead Party, NETSO	P0279 – Confirmation of MSID Pair / <u>AMSID Pair</u> Allocation	Self-Service Gateway or other method, as agreed.
2.1.7	Immediately following 2.1.6	Where an MSID Pair is allocated to a Lead Party and to the NETSO at the same time the SVAA shall notify the NETSO of the dual allocation immediately. Note that this is allowed, and so the Lead Party will not lose the MSID Pair.	SVAA	NETSO	Import MSID and related Secondary BM Unit Id.	Email or other method, as agreed.
2.1.8		If the MSID Pair / <u>AMSID Pair</u> was already allocated to a different Lead Party, the SVAA shall transfer the MSID <u>Pair / AMSID</u> Pair allocation from that Lead Party (the ‘Losing Lead Party’) to the new Lead Party (the ‘Gaining Lead Party’) in the SVA Metering System & Asset Meter Register.	SVAA		Internal process	
2.1.9	Within 1 WD of 2.1.8	Upon allocation to the Gaining Lead Party the SVAA shall send a Loss of MSID Pair / <u>AMSID Pair</u> Allocation notification to the Losing Lead Party	SVAA	Losing Lead Party	P0281 – Loss of MSID Pair / <u>AMSID Pair</u> Allocation	Self-Service Gateway or other method, as agreed.

REF	WHEN	ACTION	FROM	TO	INFORMATION REQUIRED	METHOD
		If the Losing Lead Party disagrees with the Loss of MSID Pair / <u>AMSID Pair</u> Allocation they may initiate the Disputed MSID Pair / <u>AMSID Pair</u> Allocation Process (go to Section 2.3.1).				

[P375]2.2A MSID Pair / AMSID Pair Delivered Volume Notification by Virtual Lead Parties

For each Settlement Day where a VLP has provided Balancing Services⁴, using a Secondary BM Unit, the VLP must notify the SVAA the MSID Pair Delivered Volume, for each MSID Pair and/or Associated MSID Pair allocated to that Secondary BM Unit, for each Settlement Period within that Settlement Day. For AMSID Pair Delivered Volume, the VLP must notify SVAA of the Delivered Volume both at the AMSID Pair as well as the corresponding Associated MSID Pair (not adjusting for losses). If more than one Associated MSID Pair is affected then the AMSID Pair must be notified each time with the various Associated MSID Pairs and Delivered Volume applicable.

REF	WHEN	ACTION	FROM	TO	INFORMATION REQUIRED	METHOD
2.2A.1	Within 1 WD of the provision of a Balancing Service	Submit the MSID Pair / <u>AMSID Pair</u> Delivered Volume for each MSID Pair / <u>AMSID Pair</u> used to delivered <u>deliver</u> a Balancing Service	VLP	SVAA	P0282 – MSID Pair / <u>AMSID Pair</u> Delivered Volume Notification	Electronic or other method, as agreed.
2.2A.2	As required ⁵	Re-submit MSID Pair / <u>AMSID Pair</u> Delivered Volume	VLP	SVAA	P0282 – MSID Pair / <u>AMSID Pair</u> Delivered Volume Notification	Electronic or other method, as agreed.
2.2A.3	Within 1 WD of 2.2A.1 or where appropriate within 1 WD of 2.2A.2	Log and validate MSID Pair / <u>AMSID Pair</u> Delivered Volume	SVAA		Appendix 3.5 – MSID Pair / <u>AMSID Pair</u> Delivered Volume File Validation	Electronic or other method, as agreed. <u>Internal Process</u>
2.2A.4	Within 1 WD of 2.2A.1 or where appropriate within 1 WD of 2.2A.2	If the file cannot be processed send notification. Return to 2.2A.1 if VLP wishes to provide revised MSID Pair / <u>AMSID Pair</u> Delivered Volume	SVAA	VLP	Negative Acknowledgement	Electronic or other method, as agreed.
2.2A.5	Within 1 WD of 2.2A.1 or where appropriate within 1 WD of 2.2A.2	If MSID Pair / <u>AMSID Pair</u> Delivered Volume fails validation send rejection.	SVAA	VLP	P0283 – Rejection of MSID Pair / <u>AMSID Pair</u> Delivered Volume	Electronic or other method, as agreed.

⁴ Balancing Services in this instance refers to the Balancing Mechanism, Replacement Reserve

⁵ Upon receipt of revised Delivered Volume data

REF	WHEN	ACTION	FROM	TO	INFORMATION REQUIRED	METHOD
		Return to 2.2A.1 if VLP wishes to provide revised MSID Pair / <u>AMSID Pair</u> Delivered Volume				
2.2A.6	Within 1 WD of 2.2A.1 or where appropriate within 1 WD of 2.2A.2	If MSID Pair / <u>AMSID Pair</u> Delivered Volume passes validation send confirmation.	SVAA	VLP	P0284 – Confirmation of MSID Pair / <u>AMSID Pair</u> Delivered Volume	Electronic or other method, as agreed.
2.2A.7	As late as possible to meet the relevant VAR for the SD (to ensure most recent data from VLP) to meet the SVAA Calendar.	Perform checks in accordance with Appendix 3.6 and send exception reports	SVAA	VLP	Appendix 3.6 – MSID Pair / <u>AMSID Pair</u> Delivered Volume Allocation P0285 –MSID Pair / <u>AMSID Pair</u> Delivered Volume Exception Report	Electronic or other method, as agreed.

2.2B MSID Pair Delivered Volume Notification by the NETSO

For each Settlement Day, the NETSO shall notify to the SVAA the MSID Pair Delivered Volume for each MSID Pair that has been used to provide non BM Applicable Balancing Services for each Settlement Period within that Settlement Day.

REF	WHEN	ACTION	FROM	TO	INFORMATION REQUIRED	METHOD
2.2B.1	Within 45 WD of the provision of a non BM Applicable Balancing Service to the NETSO	Submit the ABS MSID Pair Delivered Volume for each MSID Pair used to deliver the Balancing Service	NETSO	SVAA	P0292 – ABS MSID Pair Delivered Volume Notification	Electronic or other method, as agreed.
2.2B.2	As required ⁶	Re-submit ABS MSID Pair Delivered Volume	NETSO	SVAA	P0292 – ABS MSID Pair Delivered Volume Notification	Electronic or other method, as agreed.
2.2B.3	Within 1 WD of 2.2B.1 or where appropriate within 1 WD of 2.2B.2	Log and validate ABS MSID Pair Delivered Volume	SVAA		Appendix 3.5 – ABS MSID Pair Delivered Volume File Validation	Electronic or other method, as agreed.
2.2B.4	Within 1 WD of 2.2B.1 or where appropriate within 1 WD of 2.2B.2	If the file cannot be processed send notification. Return to 2.2B.1 if the NETSO wishes to provide revised ABS MSID Pair Delivered Volume	SVAA	NETSO	Negative Acknowledgement	Electronic or other method, as agreed.
2.2B.5	Within 1 WD of 2.2B.1 or where appropriate within 1 WD of 2.2B.2	If ABS MSID Pair Delivered Volume fails validation send rejection. Return to 2.2B.1 if the NETSO wishes to provide revised MSID Pair Delivered Volume	SVAA	NETSO	P0293 – Rejection of ABS MSID Pair Delivered Volume	Electronic or other method, as agreed.

⁶ Upon receipt of revised ABS MSID Pair Delivered Volume data

REF	WHEN	ACTION	FROM	TO	INFORMATION REQUIRED	METHOD
2.2B.6	Within 1 WD of 2.2B.1 or where appropriate within 1 WD of 2.2.2	If ABS MSID Pair Delivered Volume passes validation send confirmation.	SVAA	NETSO	P0294 – Confirmation of ABS MSID Pair Delivered Volume	Electronic or other method, as agreed.
2.2B.7	As late as possible to meet the relevant VAR for the SD (to ensure most recent data from the NETSO) to meet the SVAA Calendar.	Perform calculations in accordance with Appendix 3.6 and, where it has not been possible to allocate an ABS MSID Pair Delivered Volume to the MSIDs in that MSID Pair, send an exception report to the NETSO	SVAA	NETSO	Appendix 3.6 – ABS MSID Pair Delivered Volume Allocation P0295 – ABS MSID Pair Delivered Volume Exception Report	Electronic or other method, as agreed.

[P375]2.3 Disputed MSID Pair / AMSID Pair Allocation Resolution

Where a Lead Party has received a Loss of MSID Pair / AMSID Pair Allocation notification, and, after discussion with the customer, they believe it to be an erroneous reallocation, they may initiate the Disputed MSID Pair / AMSID Pair Allocation Procedure.

Note the Disputed MSID Pair / AMSID Pair Allocation process is anonymised and so the 'From' and 'To' columns are indicative only.

REF	WHEN	ACTION	FROM	TO	INFORMATION REQUIRED	METHOD
2.3.1	Within 5 WD of receipt of a Loss of MSID Pair <u>/ AMSID Pair</u> Allocation notification in 2.1.8	Initiate the Disputed MSID Pair <u>/ AMSID Pair</u> Allocation Resolution Process in accordance with Section 3.3 of this document.	Losing Lead Party	Gaining Lead Party	P0286 – Disputed MSID Pair <u>/ AMSID Pair</u> Allocation	Self-Service Gateway or other method, as agreed.
2.3.2	Within 5 WD of 2.3.1	Respond to Disputed MSID <u>/ AMSID</u> Pair Allocation notification	Gaining Lead Party	Losing Lead Party	P0286 – Disputed MSID Pair <u>/ AMSID Pair</u> Allocation	Self-Service Gateway or other method, as agreed.
2.3.3		Once the initial request has been made one of the following options shall be taken a) The Gaining Lead Party agrees that the MSID Pair <u>/ AMSID Pair</u> is to be allocated to the Losing Lead Party; or b) After appropriate investigation e.g. checking a valid contract is in place, the Gaining Lead Party disagrees with the Losing Lead Party				Internal Process
2.3.4	Same day as 2.3.3	If both parties agree to the resolution of the erroneous MSID Pair <u>/ AMSID Pair</u> Allocation go to 2.3.6				

REF	WHEN	ACTION	FROM	TO	INFORMATION REQUIRED	METHOD
2.3.5	Following 2.3.3	If the Gaining Lead Party does not agree with the resolution in 2.3.3 and the Losing Lead Party wishes to re-raise the dispute, go to 2.3.1. See Appendix 3.3.6 for guidance.				
2.3.6	Within 1 WD of 2.3.4	Send a revised MSID Pair / <u>AMSID Pair</u> Allocation with agreed EFSD and ETSD	Gaining Lead Party	SVAA	P0278 – MSID Pair / <u>AMSID Pair</u> Allocation	Self-Service Gateway or other method, as agreed.
2.3.7	Within 1 WD of 2.3.4	Send new MSID Pair / <u>AMSID Pair</u> Allocation with agreed EFSD and ETSD	Losing Lead Party	SVAA	P0278 – MSID Pair / <u>AMSID Pair</u> Allocation	Self-Service Gateway or other method, as agreed.

[P375]2.4 Register an Asset Metering System in the SVA Metering System & Asset Meter Register

Virtual Lead Parties can register assets as an Asset Metering System. Please note the registration of an Asset Metering System and notification of the appointment of VLP Agents (MOA and HHDC) within the SVA Metering System & Asset Meter Register (see 2.5) can be done separately if necessary or concurrently. An AMSID Pair can be created without the need to appoint a qualified MOA and HHDC but before the AMSID Pair can be allocated to a Secondary BM Unit the MOA and HHDC must be appointed, must be registered in the SVA Metering System & Asset Meter Register and must be effective.

<u>REF</u>	<u>WHEN</u>	<u>ACTION</u>	<u>FROM</u>	<u>TO</u>	<u>INFORMATION REQUIRED</u>	<u>METHOD</u>
<u>2.4.1</u>		<u>Send the required data to register the Asset Metering System</u>	<u>VLP</u>	<u>SVAA</u>	<u>New P flow PXX1</u>	<u>Self-Service Gateway or other method, as agreed.</u>
<u>2.4.2</u>	<u>Within 1 WD of 2.4.1</u>	<u>a) Log and validate received data in accordance with Appendix 3.4 –</u>	<u>SVAA</u>		<u>Appendix 3.4 –</u>	<u>Internal Process</u>
<u>2.4.3</u>	<u>Within 1 WD of 2.4.1</u>	<u>If registration of Asset Metering System is invalid, the SVAA shall send notification of the rejection and reasons why to the VLP</u>	<u>SVAA</u>	<u>VLP</u>		<u>Electronic or other method, as agreed.</u>
		<u>Return to 2.4.1 if VLP wishes to provide revised information.</u>				
<u>2.4.4</u>	<u>Within 5 days of 2.4.1</u>	<u>Provide VLP with AMSID</u>	<u>SVAA</u>	<u>VLP</u>		<u>Electronic or other method, as agreed.</u>
		<u>If the VLP has provided all required data for the AMSID Pair to be allocated to a Secondary BM Unit then the VLP will be provided with an effective date</u>	<u>SVAA</u>	<u>VLP</u>		<u>Electronic or other method, as agreed.</u>

[P375]2.5 Appointment of VLP Agents (MOA and HHDC) for an Asset Metering System

A VLP must appoint VLP Agents - a Qualified MOA and a Qualified HHDC - to the Asset Metering System and their appointment must be effective before the AMSID Pair is allocated to a Secondary BM Unit. The appointment of a HHDC and MOA can be done using either flows specified in BSCP502 and BSCP514 respectively, or outside of the DTN. MDD do not need to be informed of the appointment as these are Asset Metering Systems not Boundary Meters. The VLP will inform SVAA of the appointment of the MOA and HHDC either as part of 2.4 or this can be done separately after receipt of the AMSID

<u>REF</u>	<u>WHEN</u>	<u>ACTION</u>	<u>FROM</u>	<u>TO</u>	<u>INFORMATION REQUIRED</u>	<u>METHOD</u>
<u>2.5.1</u>	<u>Before allocation of the AMSID Pair to a Secondary BM Unit</u>	<u>VLP to appoint a MOA and HHDC for each Asset Metering System</u>	<u>VLP</u>	<u>SVAA</u>		<u>Electronic or other method, as agreed.</u>
<u>2.5.2</u>		<u>VLP to confirm the MOA and HHDC appointment to SVAA including effective from dates</u>	<u>VLP</u>	<u>SVAA</u>	<u>PXXX to be agreed</u>	<u>Electronic or other method, as agreed.</u>
<u>2.5.3</u>	<u>Within 1 WD of 2.5.2</u>	<u>Log and validate VLP Agents appointment</u>	<u>SVAA</u>			<u>Electronic or other method, as agreed.</u>
<u>2.5.4</u>	<u>Within 1 WD of 2.5.3</u>	<u>If appointment is not valid i.e. Agent not qualified for the Asset type, inform the VLP</u>	<u>SVAA</u>	<u>VLP</u>	<u>Negative Acknowledgement</u>	<u>Electronic or other method, as agreed.</u>
<u>2.5.5</u>	<u>Within 1 WD of 2.5.4</u>	<u>If appointment is valid, SVAA will update the Asset Meter Register and inform the VLP of the effective date when the AMSID Pair can be allocated to a Secondary BM Unit</u>	<u>SVAA</u>	<u>VLP</u>		<u>Electronic or other method, as agreed.</u>

3 Appendices

[P375]3.1 MSID Pair / AMSID Pair Allocation File Validation

The SVAA will validate the MSID Pair / AMSID Pair Allocation data it receives prior to recording that data on the SVA Metering System & Asset Meter Register, as follows:

Validate Stage 1 – Schema Validation

The SVAA will validate the MSID Pair / AMSID Pair Allocation data from VLPs and the MSID Pair Allocation data from Suppliers / VLPs or the NETSO. ~~The incoming data will be validated~~ to ensure:

- Physical integrity; and
- That the data file contains all mandatory data items in the required formats in accordance with the SVA Data Catalogue

Validate Stage 2 – Business Logic Validation

The SVAA will validate the MSID Pair / AMSID Pair Allocation in accordance with the requirements in Section S. ~~The MSID Pair Allocation will be validated~~ to ensure that:

- it is from a valid Lead Party (i.e. a qualified Supplier or VLP) or the NETSO
- the BM Unit to be allocated is a valid BM Unit⁷
- the Lead Party sending the notification is the Lead Party of the specified BM Unit to have a MSID Pair / AMSID Pair allocated
- a MSID / AMSID may not be allocated to more than one MSID Pair / AMSID Pair at any given time
- each MSID / AMSID within the MSID Pair / AMSID Pair is located within the same GSP group associated with the BM Unit⁷ to which they are to be allocated to; ~~and~~
- when allocating an AMSID Pair, all Associated MSID Pairs have also been allocated to that Secondary BM Unit for the purposes of assigning Delivered Volumes.
- when allocating an AMSID Pair for Asset Differencing, all other Associated MSID Pairs and AMSID Pairs have also been selected for Asset Differencing; and
- the EFSD of the MSID Pair / AMSID Pair Allocation is at least 5 working Days ahead of the date of receipt of the MSID Pair / AMSID Pair⁷.

⁷ This validation is not applicable where the NETSO has submitted the MSID Pair

*-Note that retrospective amendments are allowed and are detailed in Appendix 3.2

Validate Stage 3 – Data Validation

The SVAA will further validate MSID Pair Notifications to be allocated to Secondary BM Units⁷ against reference data held by the relevant SMRS and published on the Electricity Central Online Enquiry Service (ECOES). The SVAA will also validate AMSID Pair Notifications to be allocated to Secondary BM Units against data held within the SVA Metering System & Asset Meter Register. This validation will ensure that:

- each MSID is registered in the ECOES Database;
- each MSID / AMSID is a HH Metering System;
- each MSID / AMSID notified by a Lead Party is allocated to a Secondary BM Unit;
- each MSID ~~IS/~~ AMSID is not disconnected;~~and~~
- the GSP Group for each MSID / AMSID has been recorded correctly;
- each AMSID has an appointed Qualified MOA and Qualified HHDC registered in the SVA Metering System & Asset Meter Register and their appointment is effective for the time period of the allocation.

[P375]3.2 Amendments to MSID Pair / AMSID Pair Allocation

Where a Lead Party wishes to retrospectively correct a MSID Pair / AMSID Pair Allocation error - or the NETSO wishes to retrospectively correct a MSID Pair Allocation error - and, where correction of the identified error ensures that the future accuracy of Settlement, the SVAA shall facilitate such amendments for Settlement Days prior to having undergone the R1 VAR Run.

To clarify, only existing MSID Pair / AMSID Pair Allocations qualify for a Retrospective MSID Pair Allocation error correction.

The obligation remains with the Lead Party or the NETSO to ensure, wherever possible, that accurate data is submitted to the SVA Metering System & Asset Meter Register for use in Settlement.

[P375]3.3 Disputed MSID Pair / AMSID Pair Allocation Resolution

Where a Lead Party has received a Loss of MSID Pair / AMSID Pair Allocation notification (a 'Losing Lead Party' and after discussion with the customer they believe it to be an erroneous notification, they may initiate the Disputed Allocation Procedure.

1. A Losing Lead Party may initiate the Disputed MSID Pair / AMSID Pair Allocation Resolution Process by sending the P0286 to the Gaining Lead Party.
2. The Gaining Lead Party shall use reasonable endeavours to respond to the Losing Lead Party within 5 Working Days of receipt of the P0286.

Once the initial request has been made one of the following options shall be taken:

- a) The Gaining Lead Party -agrees that the MSID Pair / AMSID Pair is to be allocated to the Losing Lead Party
- b) After appropriate investigation e.g. checking a valid contract is in place, the Gaining Lead Party disagrees with the Losing Lead Party

Where the Gaining Lead Party agrees with the Losing Lead Party:

3. The Gaining Lead Party shall update the SVA Metering System & Asset Meter Register with a revised MSID Pair / AMSID Pair Allocation populated appropriately.
4. The Losing Lead Party shall send a new MSID Pair / AMSID Pair Allocation populated appropriately.

Where Lead Parties are not in agreement:

5. The Gaining Lead Party shall send the Losing Lead Party the P0286 indicating the Gaining Lead Party disagrees with the Losing Lead Party
6. The Losing Lead Party can restart process should they remain in the belief that the rejection is erroneous (please return to step 1)

Where the Gaining Lead Party has received three transfer requests for the same MSID Pair / AMSID from the same Losing Lead Party and all requests are believed to be validly rejected, and prior to sending the third rejection:

- a) They shall telephone the Customer to discuss the transfer and the reason for rejection,
- b) They shall come to a conclusion with the Customer as to whether the transfer request is valid or invalid.
- c) If valid, they shall amend the EFSD as requested and continue as per current process
- d) If invalid, they will follow the current process in sending the rejection flow along with comments 'validly rejected 3 times as agreed'.
- e) If a further transfer request is received, the request will be escalated to a Gaining Lead Party team manager who will endeavour to reach a resolution with the Customer.

3.4 [P375] MSID Pair / AMSID Pair Delivered Volume Notification

To ensure that MSID Pair / AMSID Pair Delivered Volumes and ABS MSID Pair Delivered Volumes are determined in good faith and in accordance with Good Industry Practice, VLPs and the NETSO must be able to provide upon request:

1. Sufficient information to demonstrate how the MSID Pair /AMSID Pair Delivered Volumes or ABS MSID Pair Delivered Volumes for any MSID Pair and/or Associated MSID Pair were derived.
2. It shall be possible for the VLP or the NETSO to re-run any individual determination of Delivered Volumes to recreate the results exactly as originally calculated, as a historical report. This shall include the facility to exclude later versions of business data which were received after the process was originally run.
3. Should any Delivered Volume process or other report process generate informational, warning or error logs as part of its processing, these logs should be available for inspection.

[P375] 3.5 MSID Pair / AMSID Pair Delivered Volume File Validation

The SVAA will validate the MSID Pair / AMSID Pair Delivered Volume data it receives prior to allocating those volumes to the ~~constitute~~constituent MSIDs / AMSIDs of the MSID Pair / AMSID Pair as follows:

Validate Stage 1 – Schema Validation

The SVAA will validate the aggregated MSID Pair / AMSID Pair Delivered Volume data from VLPs. The incoming data will be validated to ensure:

- Physical integrity
- That the data file contains all mandatory data items in the required formats in accordance with the SVA Data Catalogue

Validate Stage 2 – Business Logic Validation

The SVAA will validate the MSID Pair / AMSID Pair Delivered Volume or ABS MSID Pair Delivered Volume in accordance with the requirements in Section S. The incoming data will be validated to ensure that:

- it is from a valid Lead Party (i.e. a qualified Supplier or VLP) or the NETSO.
- the BM Unit specified is a valid BM Unit⁷.
- the sender of the notification is the Lead Party of the specified BM Unit for the relevant MSID Pair /AMSID Pair or the NETSO.
- ~~the MSID~~the MSID Pairs are registered as Associated MSID Pairs if the Balancing Service is provided by an AMSID Pair.

- the MSID Pair / AMSID Pair Delivered Volume or ABS MSID Pair Delivered Volume is for a valid MSID Pair in the SVA Metering System & Asset Meter Register.

[P375]3.6 Allocation of MSID Pair / AMSID Pair Delivered Volumes and ABS MSID Pair Delivered Volumes

SVAA will use the disaggregated kWh MSID metered data provided by HHDAs (in accordance with BSCP503) and, where applicable, the kWh AMSID metered data provided by HHDCs (in accordance with BSCP502) to allocate the MSID Pair /AMSID Pair Delivered Volume⁸ to the component MSIDs /AMSIDs in that MSID Pair / AMSID Pair and/or Associated MSID Pair for each Settlement Period, creating the Total Metering System Delivered Volume ($QVMD_{Kj}$ $TQVMD_{Kj}$).

The steps of this process are as follows:

1. For each MSID Pair, start by allocating the MSID Pair Delivered Volume⁸ to the Export MSID for a positive value (or to the Import MSID for a negative value), subject to the constraint that the magnitude of the MSID Pair Delivered Volume that can be allocated is capped by the magnitude of the half hourly metered data.
2. Allocate any remaining MSID Pair Delivered Volume⁸ to the other MSID in the MSID Pair (i.e. the Import MSID for a positive value, or the Export MSID for a negative value).
3. In the special case of an MSID Pair that does not include an Export MSID this process, all of the MSID Pair Delivered Volume will be allocated to the Import MSID.
4. If a MSID Pair Delivered Volume cannot be allocated in full to the component MSIDs using this process, the SVAA System will report an exception.
5. The SVAA operator will then report this exception to BSCCo and the Virtual Lead Party or the NETSO, as an exception indicates that the MSID Delivered Volume is inconsistent with the Settlement MSID metered data (suggesting that the MSID Delivered Volume has been reported incorrectly).
6. If the review by the Virtual Lead Party or the NETSO –identifies that the exception was caused by the MSID Pair Delivered Volume being incorrect, the Virtual Lead Party or the NETSO will submit a corrected MSID Delivered Volume to the SVAA.
7. Where Delivered Volumes are delivered by AMSID Pairs, Lead Parties and the NETSO will assign those delivered volumes to the Associated MSID Pairs. SVAA will apply losses to those delivered volumes to take account of any losses between the Asset Metering System and the Boundary Meters.

⁸ Or ABS MSID Pair Delivered Volumes, as appropriate

8. Where there are multiple VLPs using AMSID Pairs and the same MSID Pair, MSID Pair Delivered Volumes will be assigned to each VLP based on their contribution to the MSID Pair Delivered Volume.

[P375]3.7 Registration of Asset Metering Systems and creation of AMSIDs and AMSID Pairs

Parties can register assets to become an Asset Metering System and have AMSID(s) assigned to this Asset Metering System.

Information Required to create the Asset Metering System

AMS make and model

AMS IEC standard

Asset Meter Serial Number

All Associated MSID Pairs

The connection voltage at the Asset Meter System

Information Required before Asset Metering Systems can be allocated to a Secondary BM Unit

HHDC Id (MPID) for Import/Export AMSID (where applicable)

HHDC Effective from Date

HHDC Effective to Date

MOA Id (MPID) for Import/Export AMSID (where applicable)

MOA Effective from Date

MOA Effective to Date

Optional Information

Asset Type (s) i.e Battery, Solar

Asset Capacity

Validate Stage 1 – Schema Validation

The incoming data will be validated to ensure:

- The Asset Meters are not already in use in another Asset Metering System
- All Associated MSID Pairs have been registered
- The Asset Meter is CoP compliant
- HHDC are qualified
- Meter Operators are qualified

Please note there is no requirement to have a HHDC or Meter Operator assigned when registering the Asset Metering System in the Asset Meter Central Register but before the AMSID can be allocated to a BMU these agents must be registered and be effective before the AMSID can be allocated to a BMU

Validate Stage 2 – Business Logic Validation

The incoming data will be validated to ensure that:

- it is from a valid Lead Party (i.e. a qualified Supplier or VLP)