

ELEXION

Technical Assurance of Metering (TAM)
Stats Report – October
PUBLIC

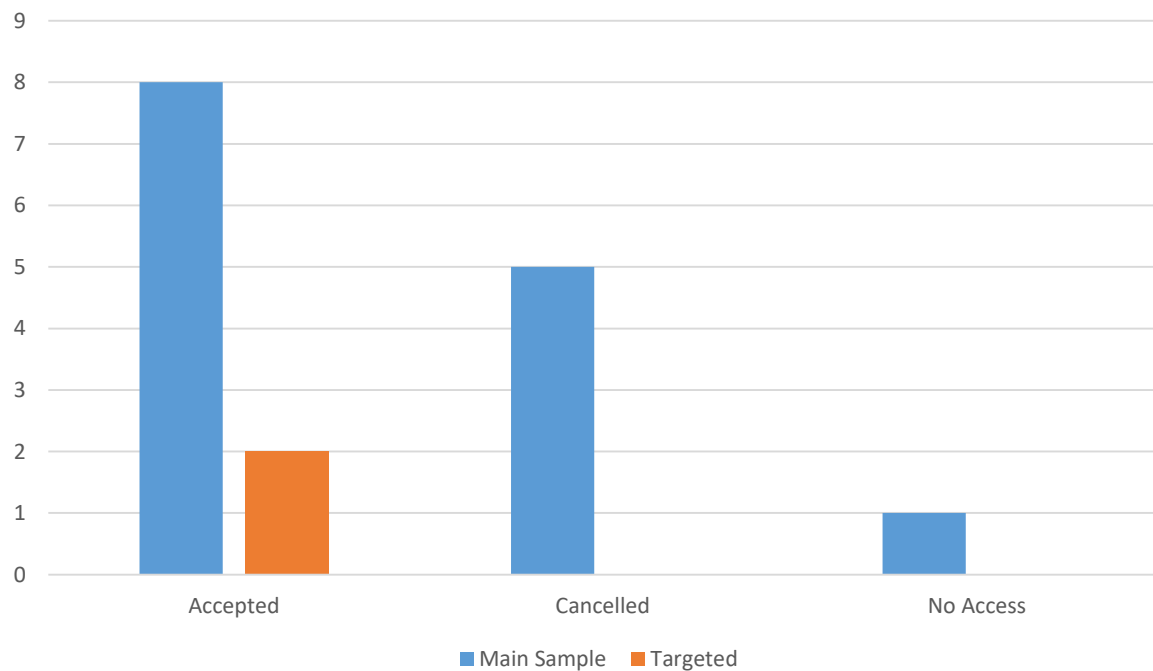
INSPECTION VISITS

Technical Assurance of Metering (TAM) – Inspection Visit Summary

Inspection Visits – Central Volume Allocation (CVA) – Main Sample and Targeted Inspections

2020/2021 Audit Year

Desktop Audit Summary – Chart



Desktop Audit Summary – Data Table

	Accepted	Cancelled	No Access
Main Sample	8	5	1
Targeted	2	0	0

Comments:

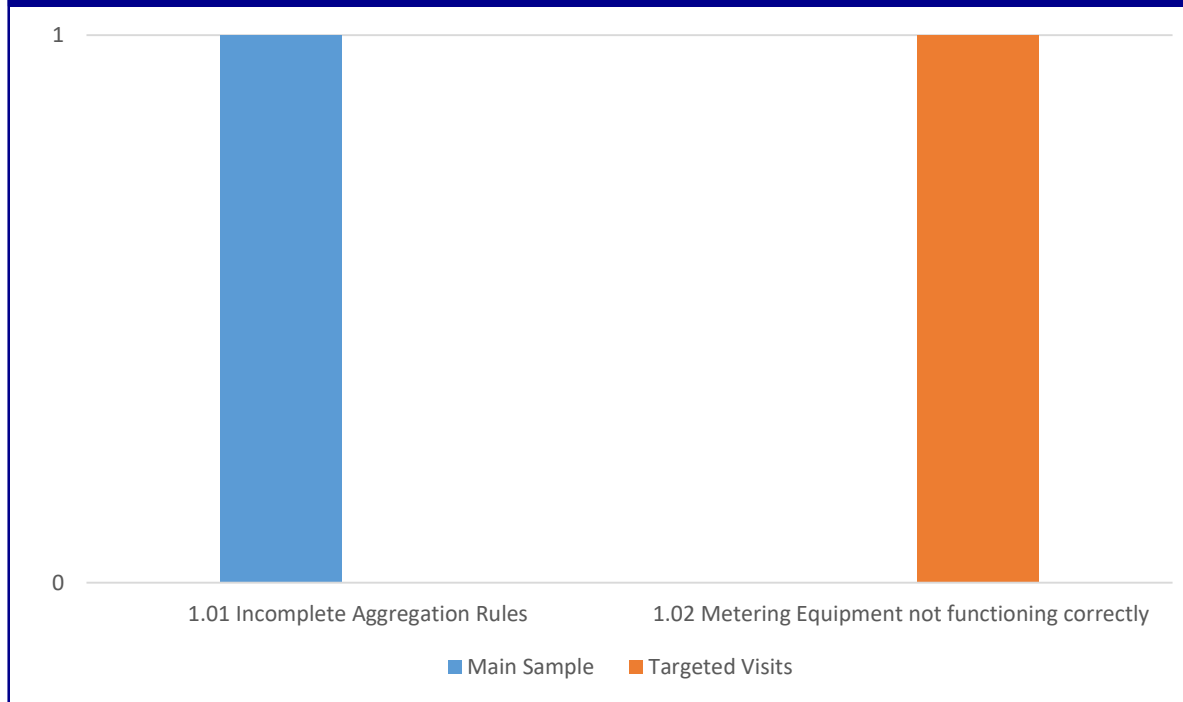
Cancelled visits were due to one site being de-energised, two where the number of circuits were incorrect and two where the Metering Operating Agent (MOA) was unable to attend. The no access was a result of incorrect number of circuits.

Technical Assurance of Metering (TAM) – Inspection Visit Summary

Inspection Visits – Central Volume Allocation (CVA) – Category 1 non-compliances

2020/2021 Audit Year

Desktop Audit Summary – Chart



Desktop Audit Summary – Data Table

	1.01 Incomplete Aggregation Rules	1.02 Metering Equipment not functioning correctly
Main Sample	1	
Targeted Visits		1

Comments:

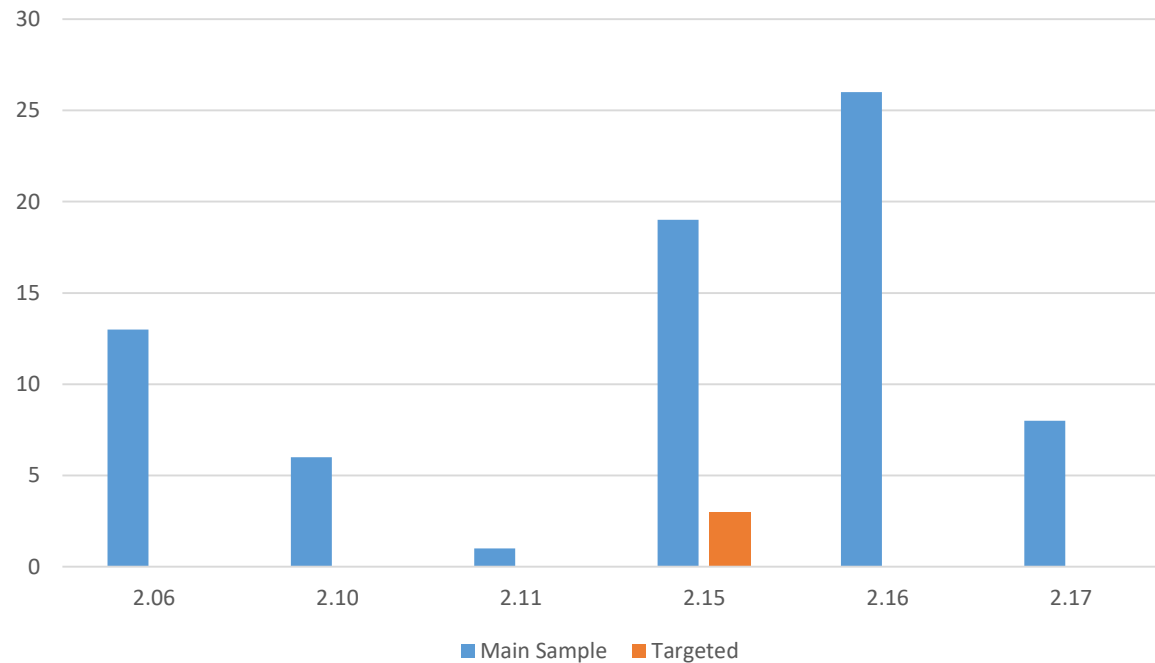
Incomplete aggregation rule observed on railway reserved circuit. Parties confirmed circuit has not been used, so no Settlement error. Targeted Visit observed Meter disconnected on energised circuit.

Technical Assurance of Metering (TAM) – Inspection Visit Summary

Inspection Visits – Central Volume Allocation (CVA) – Category 2 non-compliances

2020/2021 Audit Year

Desktop Audit Summary – Chart



Desktop Audit Summary – Data Table

Inspection Type	2.06 Possibility that overall accuracy of Metering System not maintained	2.10 Alarm not fitted where required	2.11 Settlement Metering Equipment not sealed	2.15 Commissioning records incomplete/incorrect/not provided	2.16 Measurement Transformer Certificates not provided	2.17 Meter Certificates not provided/do not match site equipment
Main Sample	13	6	1	19	26	8
Targeted				3		

Comments:

The TAA observed all Commissioning records pre-dated maintenance work at Targeted Visit, as such were not valid.

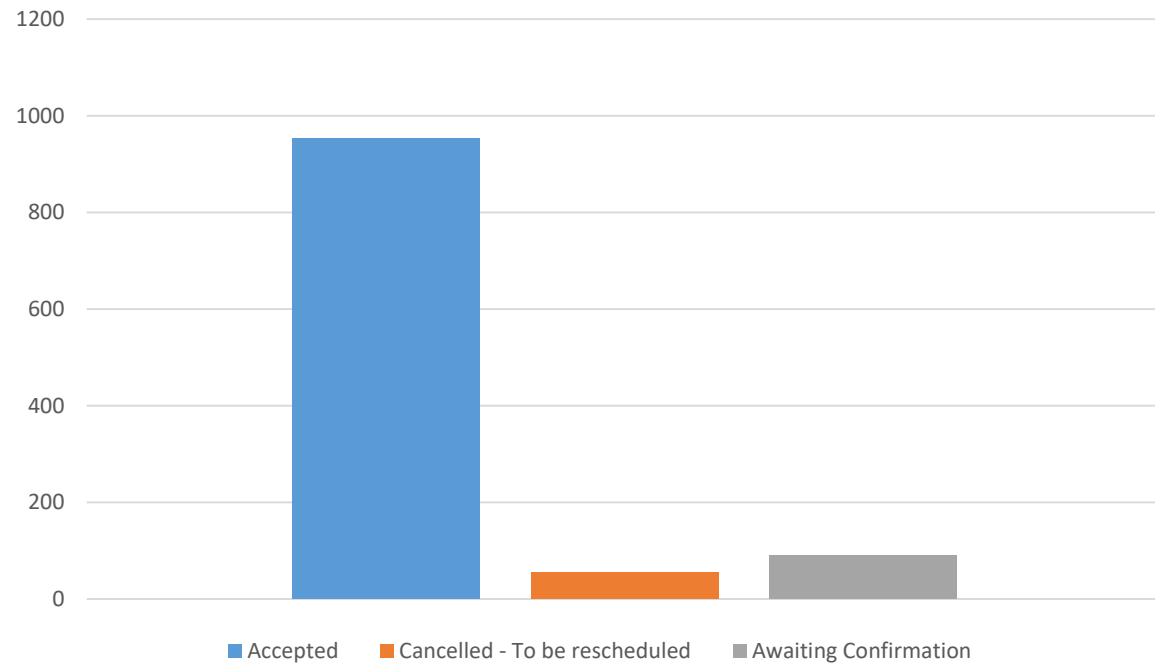
DESKTOP AUDITS

Technical Assurance of Metering (TAM) – Desktop Audit Summary

Desktop Audits – Measurement Class E – Specific Sample

2020/2021 Audit Year

Desktop Audit Summary – Chart



Desktop Audit Summary – Data Table

Accepted	Cancelled - To be rescheduled	Supplier Failed to Confirm Audit
953	56	91

Comments:

N/A

SUPPLIER

Supplier Non-Compliances

Category A - A non-compliance has been identified from an Desktop Audit, which is deemed to be currently affecting, or has a high likelihood of affecting, the quality of data for Settlement purposes

Category B - A non-compliance has been identified from a Desktop Audit, which has been deemed to have a lower likelihood of affecting the quality of data for Settlement purposes, or for the non-provision of evidence

Supplier Category A Non-Compliances

- A.1X:** Registrant failed to confirm or complete Desktop Audit notification
- A.4X:** Measurement transformer ratio mismatch
- A.5X:** Suspect data on Commissioning evidence provided
- A.9X:** D0268 mismatch (key fields)
- A.14X:** Number of circuits mismatch

Supplier Category B Non-Compliances

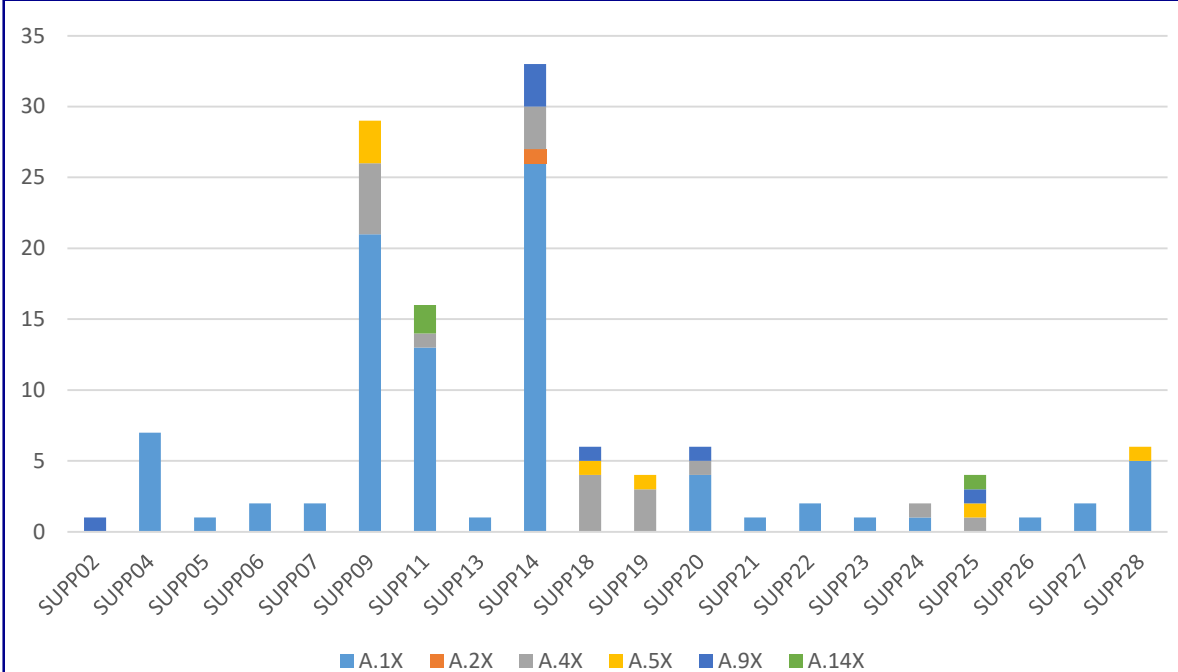
- B.1X:** D0268 not provided
- B.3X:** Single Line Diagram not provided
- B.7X:** Allocation Schedule not provided
- B.17X:** D0268 mismatch (non-key fields)

Technical Assurance of Metering (TAM) – Supplier Category A Non-Compliance Summary (1a)

Desktop Audits – Measurement Class E – Specific Sample

2020/2021 Audit Year

Category A Non-Compliance Summary – Chart



Category A Non-Compliance Summary – Data Table

Supplier	Cat A Total	DA Completed	DA Awaiting Confirmation	DA Cancelled
SUPP01		1		
SUPP02	1	52		3
SUPP03		1		1
SUPP04	7	5	7	1
SUPP05	1		1	
SUPP06	2	2	2	1
SUPP07	2	4	2	2
SUPP08		2		
SUPP09	29	143	21	5
SUPP10		2		1
SUPP11	16	190	13	4
SUPP12		1		
SUPP13	1		1	
SUPP14	33	213	26	10

Comments:

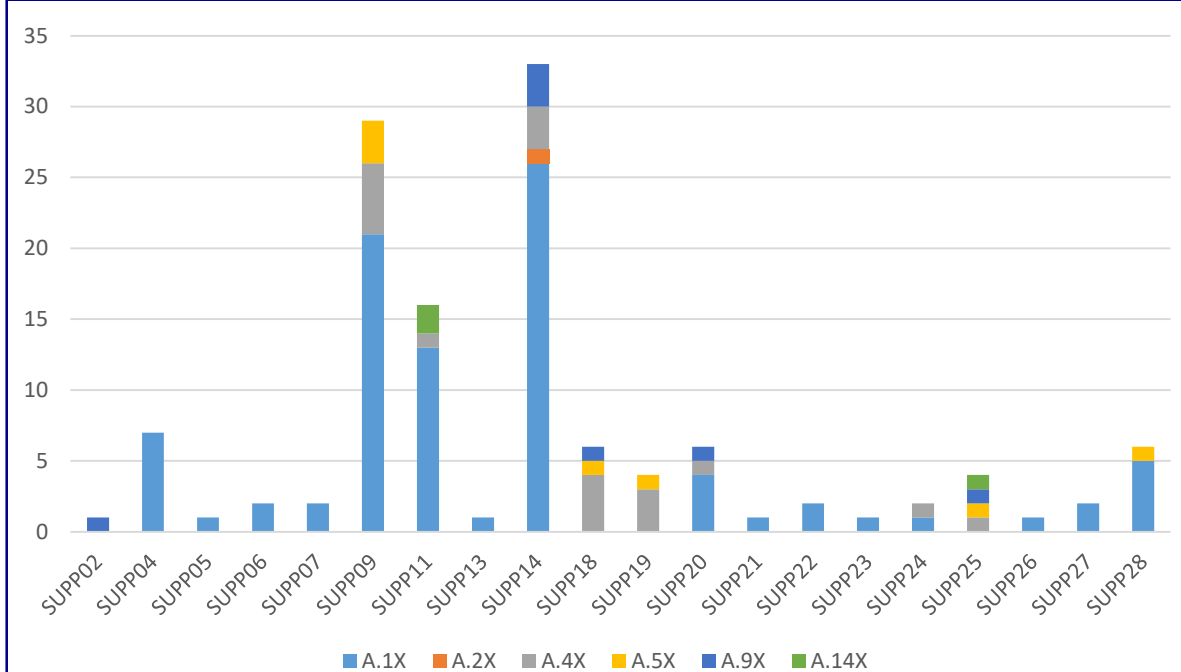
N/A

Technical Assurance of Metering (TAM) – Supplier Category A Non-Compliance Summary (1b)

Desktop Audits – Measurement Class E – Specific Sample

2020/2021 Audit Year

Category A Non-Compliance Summary – Chart



Category A Non-Compliance Summary – Data Table

Supplier	Cat A Total	DA Completed	DA Awaiting Confirmation	DA Cancelled
SUPP15		1		
SUPP16		1	1	
SUPP17		1		
SUPP18	6	150		6
SUPP19	4	82		4
SUPP20	6	7	4	5
SUPP21	1	3	1	
SUPP22	2	13	2	1
SUPP23	1	1	1	
SUPP24	2	13	1	2
SUPP25	4	53		5
SUPP26	1	7	1	4
SUPP27	2	3	2	
SUPP28	6	2	5	1

Comments:

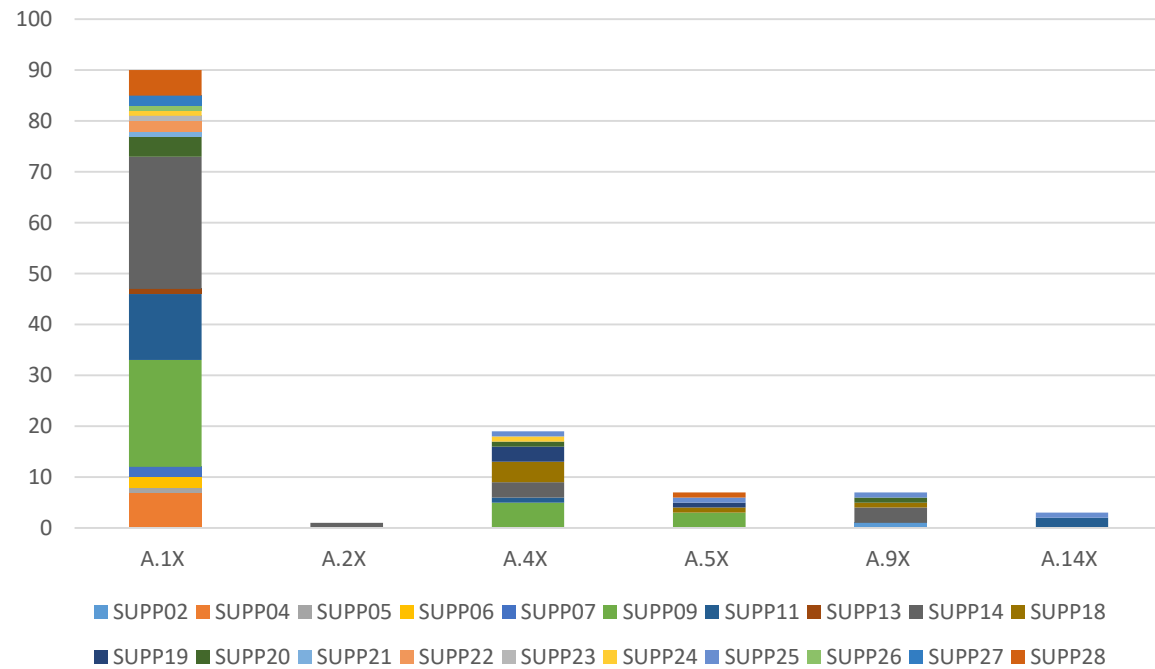
The rate of A.1X non-compliances occurrences has continued to drop. The October TAMEG stats report noted 12% of Desktop Audits resulted in a A.1X non-compliance. This has reduced to 8% in the January TAMEG stats report.

Technical Assurance of Metering (TAM) – Supplier Category A Non-Compliance Summary (2)

Desktop Audits – Measurement Class E – Specific Sample

2020/2021 Audit Year

Category A Non-Compliance Summary – Chart



Category A Non-Compliance Summary – Data Table

Supplier	A.1X Registrant failed to confirm or complete Desktop Audit notification	A.2X Data mismatch between Single Line Diagram, or other support documentation	A.4X Measurement transformer ratio mismatch	A.5X Suspect data on Commissioning evidence provided	A.9X D0268 mismatch (key fields)	A.14X Number of Circuit Mismatch
SUPP02					1	
SUPP04	7					
SUPP05	1					
SUPP06	2					
SUPP07	2					
SUPP09	21		5	3		
SUPP11	13		1			2
SUPP13	1					
SUPP14	26	1	3		3	
SUPP18			4	1	1	
SUPP19			3	1		
SUPP20	4		1		1	
SUPP21	1					
SUPP22	2					
SUPP23	1					
SUPP24	1		1			
SUPP25			1	1	1	1
SUPP26	1					
SUPP27	2					
SUPP28	5			1		

Comments:

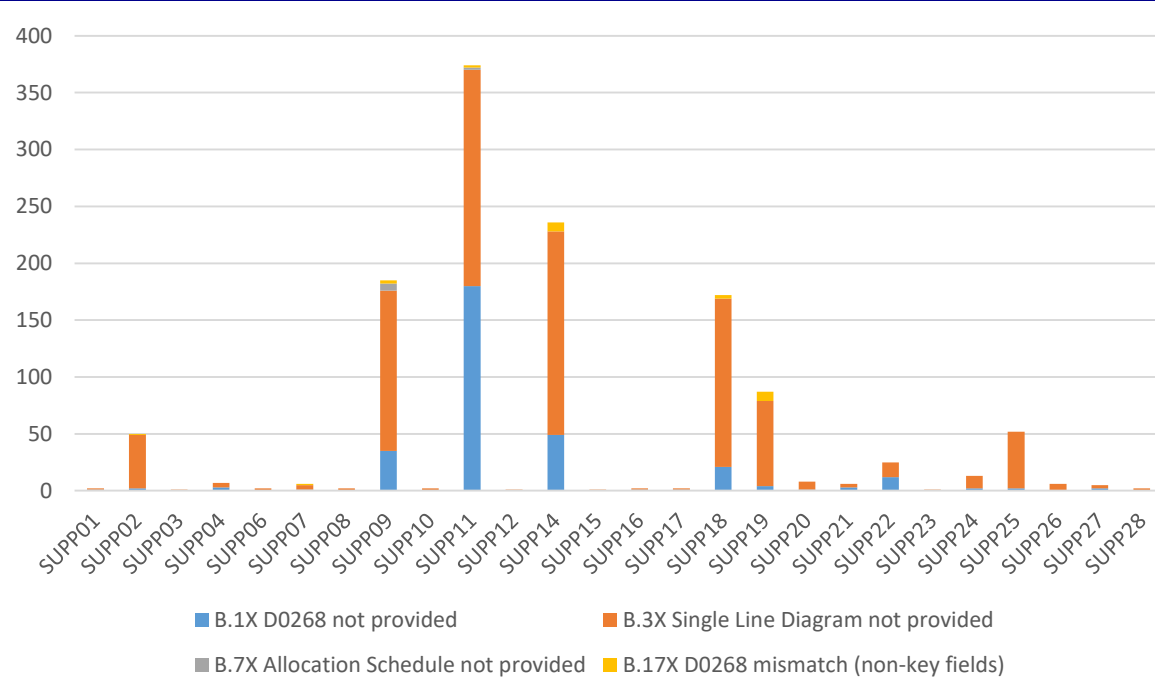
The TAA note that A.4X non-compliances may be a result of poor evidence submission.

Technical Assurance of Metering (TAM) – Supplier Category B Non-Compliance Summary (1a)

Desktop Audits – Measurement Class E – Specific Sample

2020/2021 Audit Year

Category B Non-Compliance Summary – Chart



Category B Non-Compliance Summary – Data Table

Supplier	Cat B Total	Accepted	Awaiting Confirmation	Cancelled - To be rescheduled
SUPP01	2	1		
SUPP02	50	52		3
SUPP03	1	1		1
SUPP04	7	5	7	1
SUPP05			1	
SUPP06	2	2	2	1
SUPP07	6	4	2	2
SUPP08	2	2		
SUPP09	185	143	21	5
SUPP10	2	2		1
SUPP11	374	190	13	4
SUPP12	1	1		
SUPP13			1	
SUPP14	236	213	26	10

Comments:

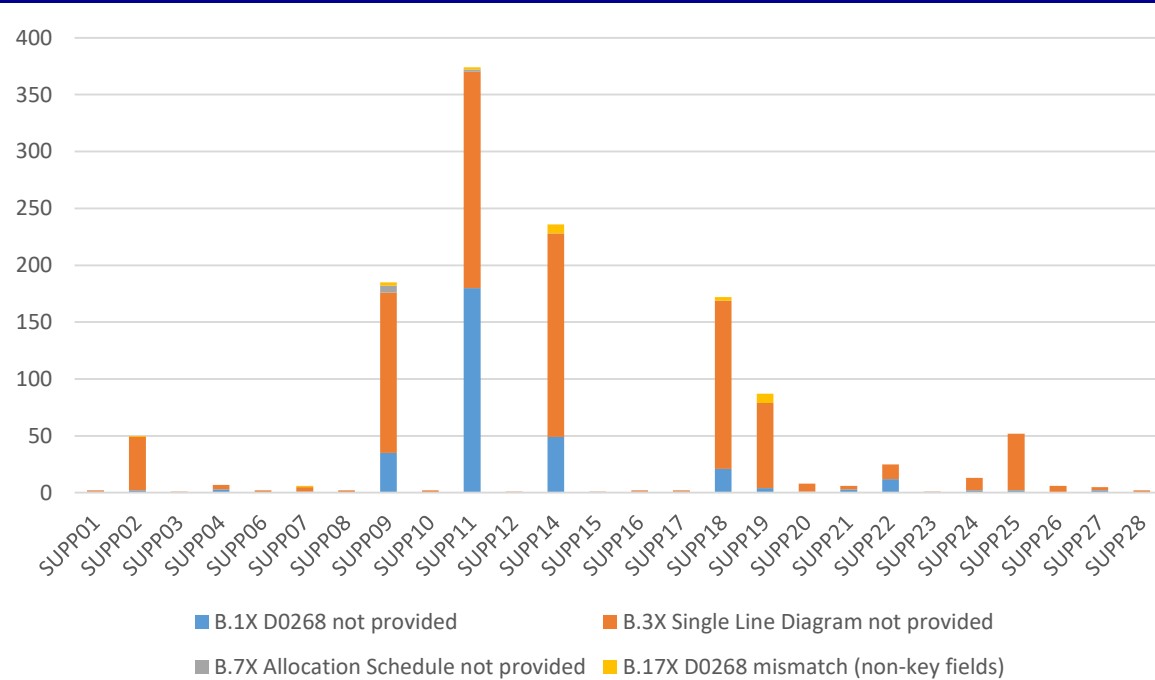
Please note that higher volumes of non-compliances may be due to higher number of Desktop Audits completed, rather than higher rate of non-compliance occurrence.

Technical Assurance of Metering (TAM) – Supplier Category B Non-Compliance Summary (1b)

Desktop Audits – Measurement Class E – Specific Sample

2020/2021 Audit Year

Category B Non-Compliance Summary – Chart



Category B Non-Compliance Summary – Data Table

Supplier	Cat B Total	Accepted	Awaiting Confirmation	Cancelled - To be rescheduled
SUPP15	1	1		
SUPP16	2	1	1	
SUPP17	2	1		
SUPP18	172	150		6
SUPP19	87	82		4
SUPP20	8	7	4	5
SUPP21	6	3	1	
SUPP22	25	13	2	1
SUPP23	1	1	1	
SUPP24	13	13	1	2
SUPP25	52	53		5
SUPP26	6	7	1	4
SUPP27	5	3	2	
SUPP28	2	2	5	1

Comments:

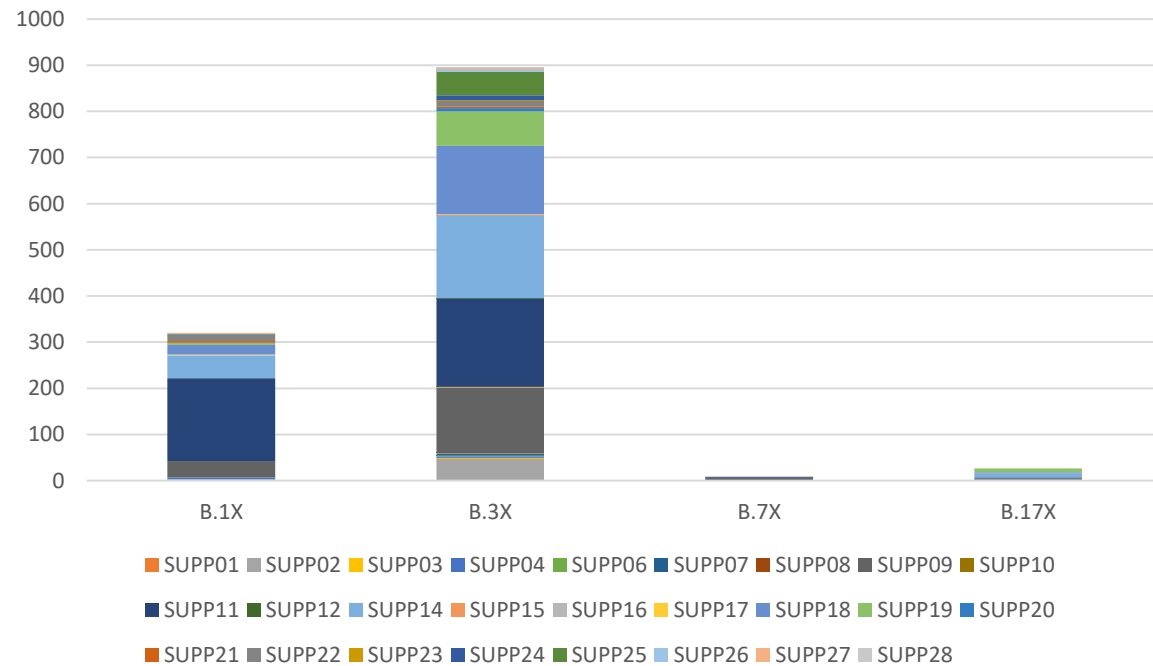
N/A

Technical Assurance of Metering (TAM) – Supplier Category B Non-Compliance Summary (2a)

Desktop Audits – Measurement Class E – Specific Sample

2020/2021 Audit Year

Category B Non-Compliance Summary – Chart



Category B Non-Compliance Summary – Data Table

Supplier	B.1X D0268 not provided	B.3X Single Line Diagram not provided	B.7X Allocation Schedule not provided	B.17 D0268 mismatch (non-key fields)
SUPP01	1	1		
SUPP02	2	47		1
SUPP03		1		
SUPP04	3	4		
SUPP06		2		
SUPP07	1	4		1
SUPP08		2		
SUPP09	35	141	6	3
SUPP10		2		
SUPP11	180	190	2	2
SUPP12		1		
SUPP14	49	179		8

Comments:

Please note that LDSOs will be responsible for the submission of the Single Line Diagram (SLD) for the Measurement Class C Desktop Audit sample. The Measurement Class C sample will start in late January 2021.

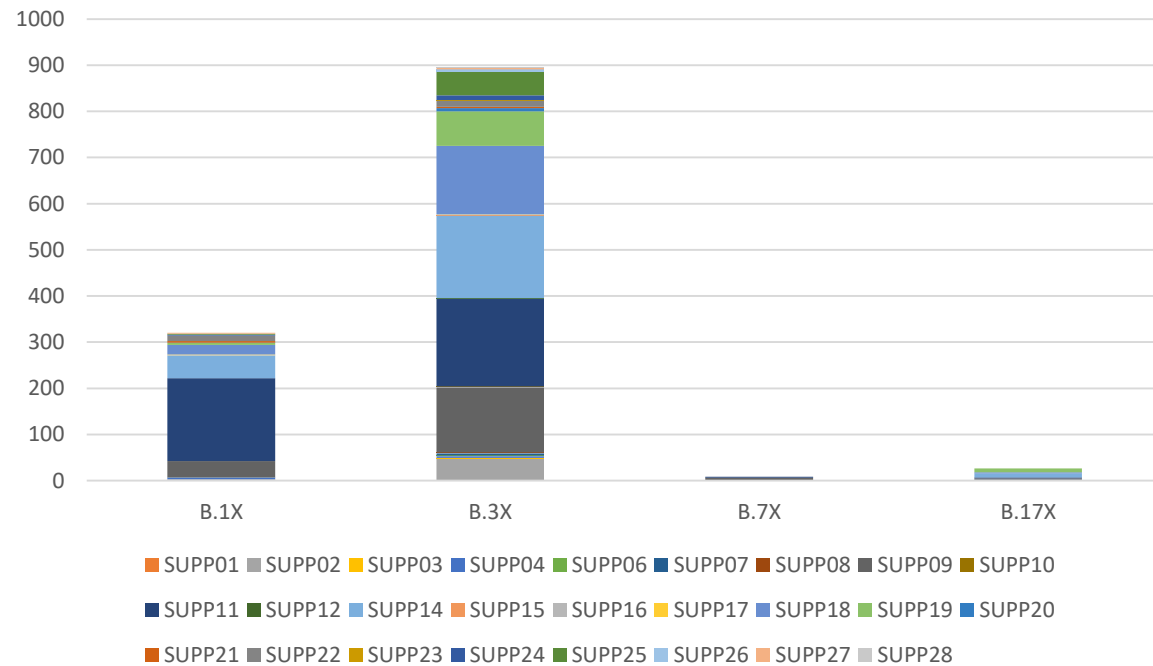
Elexon invite the TAMEG to discuss whether rectification obligations for pre-existing SLD non-compliances should be moved to the LDSO.

Technical Assurance of Metering (TAM) – Supplier Category B Non-Compliance Summary (2b)

Desktop Audits – Measurement Class E – Specific Sample

2020/2021 Audit Year

Category B Non-Compliance Summary – Chart



Category B Non-Compliance Summary – Data Table

Supplier	B.1X D0268 not provided	B.3X Single Line Diagram not provided	B.7X Allocation Schedule not provided	B.17 D0268 mismatch (non-key fields)
SUPP15		1		
SUPP16	1	1		
SUPP17	1	1		
SUPP18	21	148		3
SUPP19	4	75		8
SUPP20	1	7		
SUPP21	3	3		
SUPP22	12	13		
SUPP23		1		
SUPP24	2	11		
SUPP25	2	50		
SUPP26		6		
SUPP27	2	3		
SUPP28		2		

Comments:

N/A

METER OPERATOR AGENT (MOA)

Meter Operator Agent (MOA) Non-Compliances

Category A - A non-compliance has been identified from an Desktop Audit, which is deemed to be currently affecting, or has a high likelihood of affecting, the quality of data for Settlement purposes

Category B - A non-compliance has been identified from a Desktop Audit, which has been deemed to have a lower likelihood of affecting the quality of data for Settlement purposes, or for the non-provision of evidence

MOA Category A Non-Compliances

A.4M: Measurement transformer ratio mismatch

A.5M: Suspect data on Commissioning evidence provided

A.6M: Settlement data mismatch

A.7M: Overall Accuracy outside of limits

A.9M: D0268 mismatch (key fields)

MOA Category B Non-Compliances

B.1M: D0268 not provided

B.8M: Request for Metering System investigation (D0001) and fault resolution report (D0002) not provided

B.9M: Settlement data (3 days) not provided

B.10M: Compensation figures not provided (where applicable)

B.11M: Commissioning record (part 1) not provided (Pre Nov 2018)

B.12M: Commissioning record (part 1) not provided (Post Nov 2018)

B.13M: Commissioning record (part 2) not provided

B.14M: CT/VT Certificates or supporting evidence for overall accuracy calculation not provided

B.16M: Overall accuracy calculation not provided

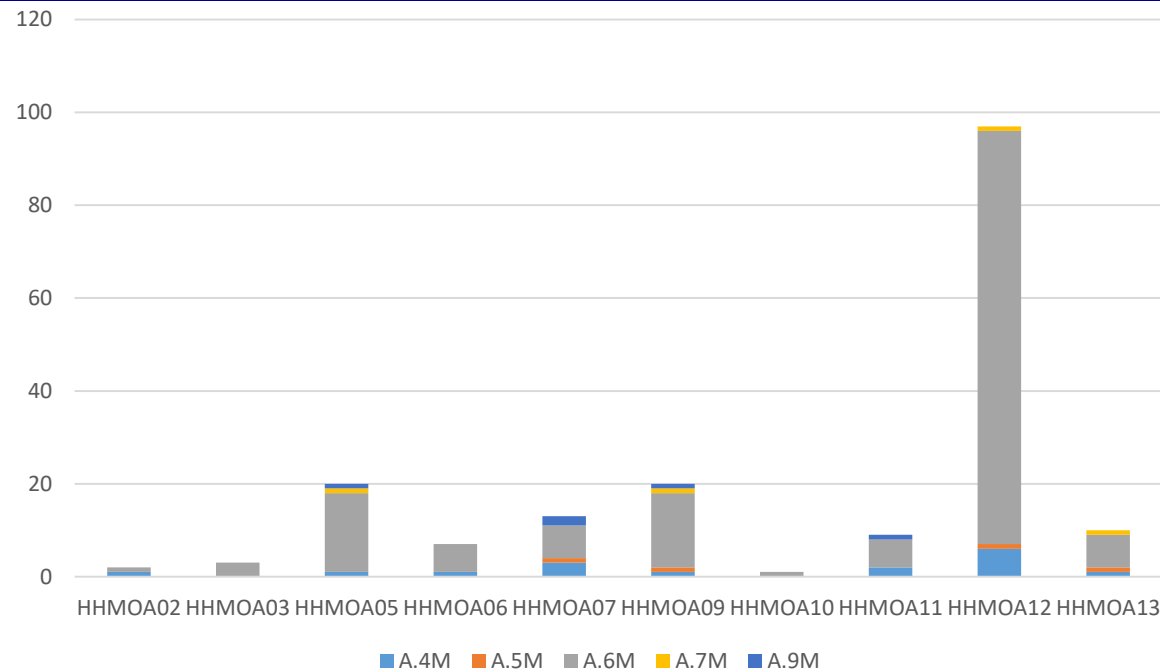
B.17M: D0268 mismatch (non-key fields)

Technical Assurance of Metering (TAM) – HHMOA Category A Non-Compliance Summary (1)

Desktop Audits – Measurement Class E – Specific Sample

2020/2021 Audit Year

Category A Non-Compliance Summary – Chart



Category A Non-Compliance Summary – Data Table

HHMOA	Cat A Total	Accepted	Awaiting Confirmation	Cancelled - To be rescheduled
HHMOA01		3	1	2
HHMOA02	2	25	4	2
HHMOA03	3	31	2	1
HHMOA04		38		1
HHMOA05	20	120	12	5
HHMOA06	7	37	5	6
HHMOA07	13	139	4	2
HHMOA08		7		1
HHMOA09	20	83	2	1
HHMOA10	1	16		1
HHMOA11	9	178	35	11
HHMOA12	97	239	21	21
HHMOA13	10	37	5	

Comments:

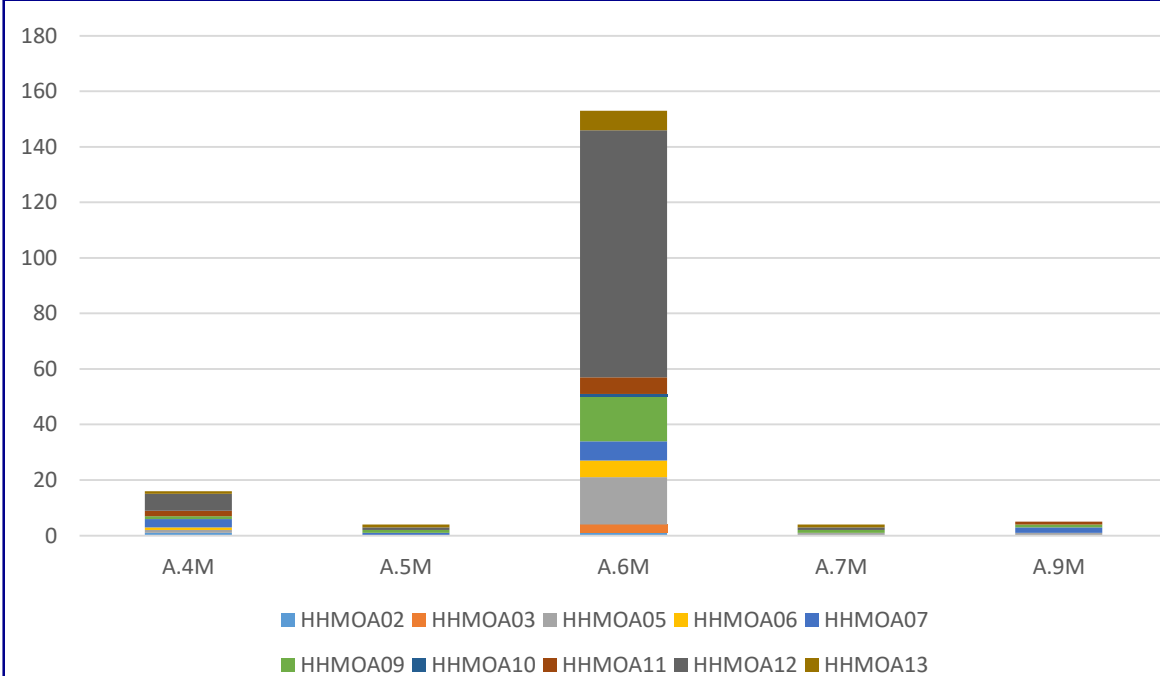
N/A

Technical Assurance of Metering (TAM) – HHMOA Category A Non-Compliance Summary (2)

Desktop Audits – Measurement Class E – Specific Sample

2020/2021 Audit Year

Category A Non-Compliance Summary – Chart



Category A Non-Compliance Summary – Data Table

HHMOA	A.4M Measurement transformer ratio mismatch	A.5M Suspect data on Commissioning evidence provided	A.6M Settlement data mismatch	A.7M Overall Accuracy outside of limits	A.9M D0268 mismatch (key fields)
HHMOA02	1		1		
HHMOA03			3		
HHMOA05	1		17	1	1
HHMOA06	1		6		
HHMOA07	3	1	7		2
HHMOA09	1	1	16	1	1
HHMOA10			1		
HHMOA11	2		6		1
HHMOA12	6	1	89	1	
HHMOA13	1	1	7	1	

Comments:

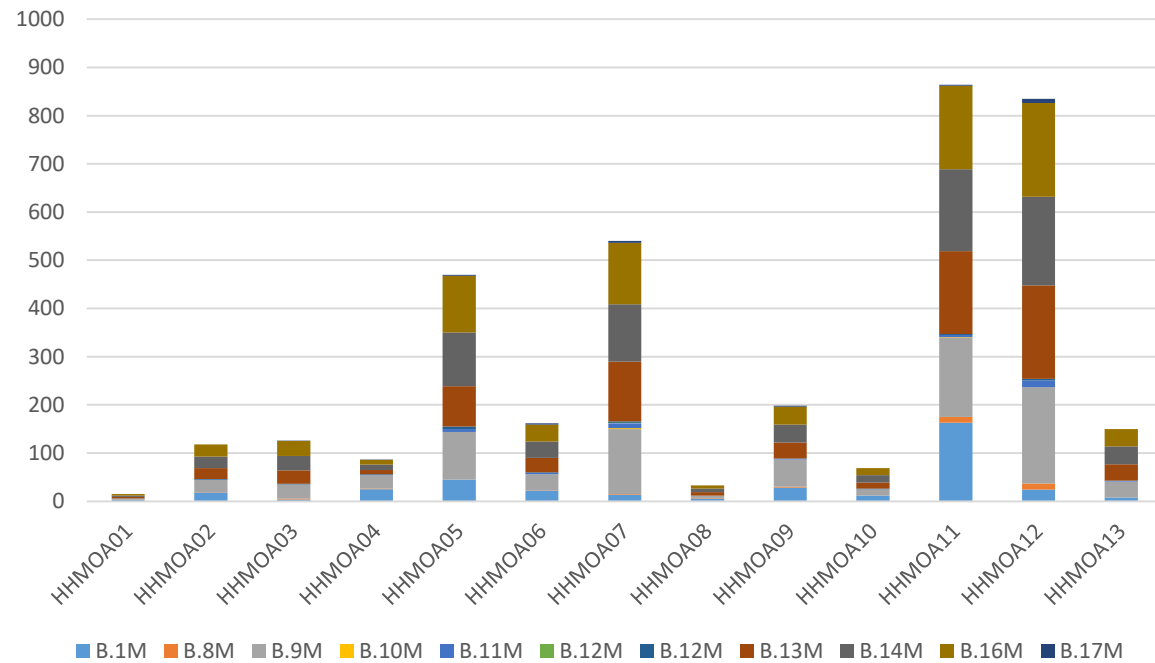
Please note that volume of A.6M non-compliances are subject to change following completion data cleansing exercise recommended at TAMEG43. The data cleansing is a manual process undertaken by TAA, who will provide regular progress updates to the TAMEG.

Technical Assurance of Metering (TAM) – HHMOA Category B Non-Compliance Summary (1)

Desktop Audits – Measurement Class E – Specific Sample

2020/2021 Audit Year

Category B Non-Compliance Summary – Chart



Category B Non-Compliance Summary – Data Table

HHMOA	Cat B Total	Accepted	Awaiting Confirmation	Cancelled - To be rescheduled
HHMOA01	15	3	1	2
HHMOA02	118	25	4	2
HHMOA03	126	31	2	1
HHMOA04	87	38		1
HHMOA05	470	120	12	5
HHMOA06	162	37	5	6
HHMOA07	540	139	4	2
HHMOA08	33	7		1
HHMOA09	198	83	2	1
HHMOA10	69	16		1
HHMOA11	864	178	35	11
HHMOA12	835	239	21	21
HHMOA13	150	37	5	

Comments:

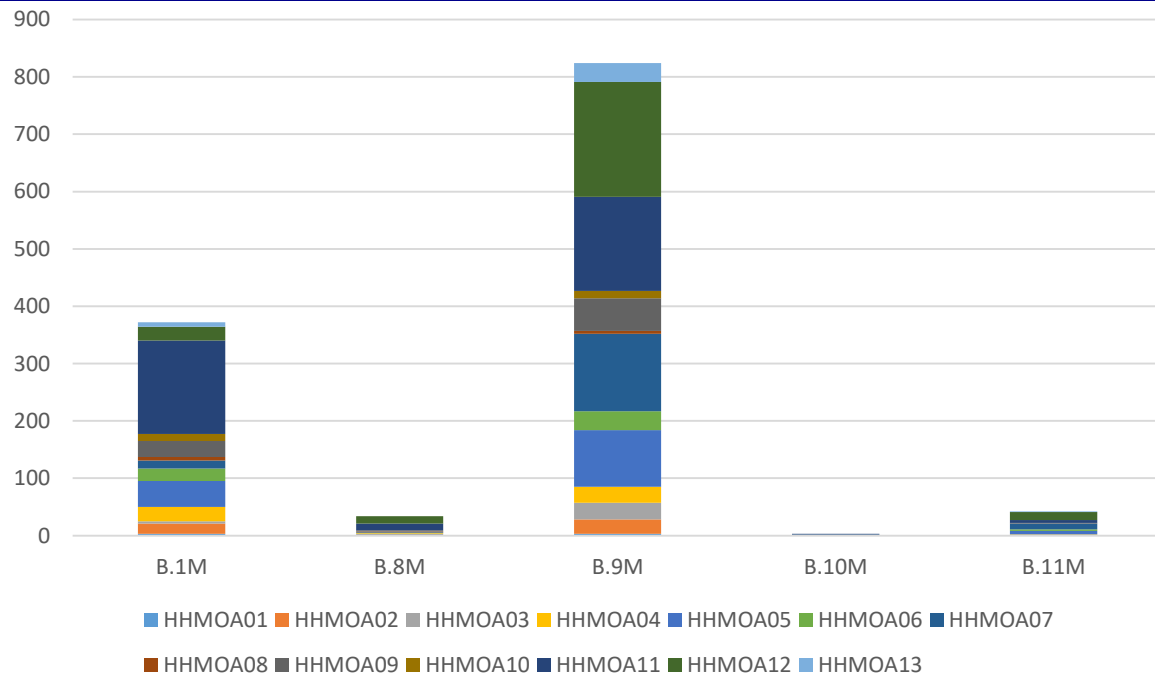
N/A

Technical Assurance of Metering (TAM) – HHMOA Category B Non-Compliance Summary (2)

Desktop Audits – Measurement Class E – Specific Sample

2020/2021 Audit Year

Category B Non-Compliance Summary – Chart



Category B Non-Compliance Summary – Data Table

HHMOA	B.1M D0268 not provided	B.8M Request for Metering System investigation (D0001) and fault resolution report (D0002) not provided	B.9M Settlement data (3 days) not provided	B.10M Compensation figures not provided (where applicable)	B.11M Commissioning record (part 1) not provided (Post Nov 2018)
HHMOA01	3		3		
HHMOA02	18	1	25		1
HHMOA03	4	2	29		
HHMOA04	25	1	28		1
HHMOA05	45		99		6
HHMOA06	22	1	33		3
HHMOA07	14	1	135	2	10
HHMOA08	6	1	5		
HHMOA09	28	2	57		1
HHMOA10	12		13		
HHMOA11	163	12	164	1	5
HHMOA12	24	13	200		14
HHMOA13	8		33		1

Comments:

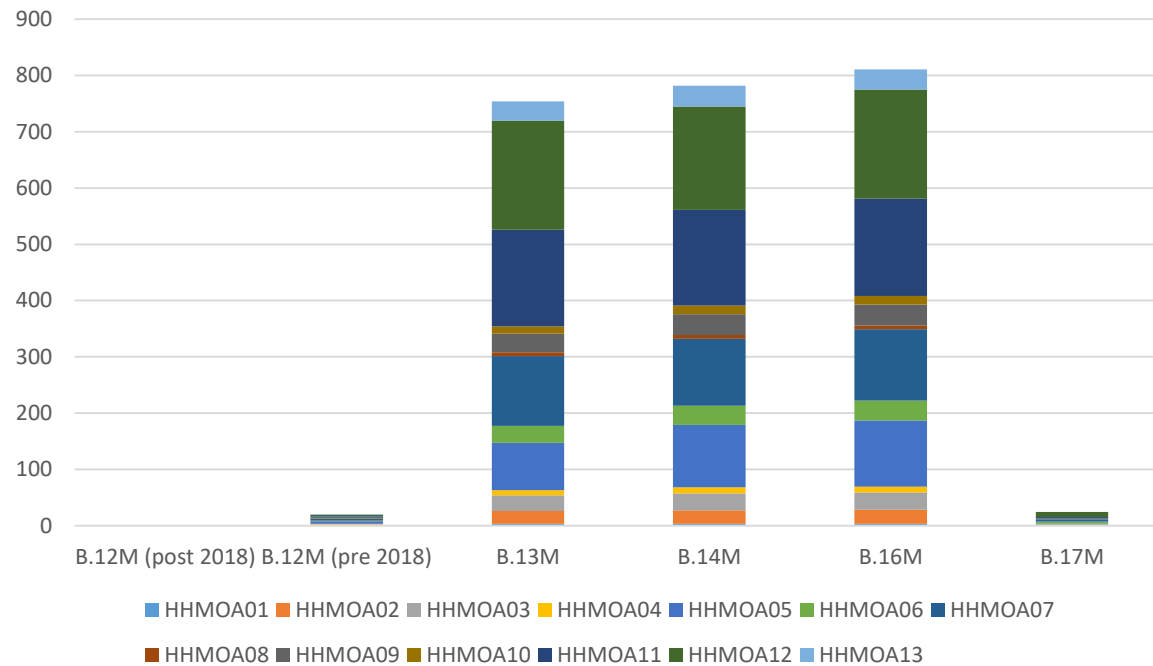
N/A

Technical Assurance of Metering (TAM) – HHMOA Category B Non-Compliance Summary (2)

Desktop Audits – Measurement Class E – Specific Sample

2020/2021 Audit Year

Category B Non-Compliance Summary – Chart



Category B Non-Compliance Summary – Data Table

HHMOA	B.12M Commissioning record (part 1) not provided (Post Nov 2018)	B.12M Commissioning record (part 1) not provided (Pre Nov 2018)	B.13M Commissioning record (part 2) not provided	B.14M CT/VT Certificates or evidence for overall accuracy calculation not provided	B.16M Overall accuracy calculation not provided	B.17M D0268 mismatch (non-key fields)
HHMOA01			3	3	3	
HHMOA02		1	23	24	25	
HHMOA03		1	28	30	31	1
HHMOA04		1	9	11	10	1
HHMOA05		5	84	111	118	2
HHMOA06		1	30	34	35	3
HHMOA07	1	3	124	119	127	4
HHMOA08			7	7	7	
HHMOA09		1	33	37	37	2
HHMOA10		1	13	15	15	
HHMOA11		2	172	170	173	2
HHMOA12		3	194	184	194	9
HHMOA13		1	34	37	36	

Comments:

The rate of missing Commissioning records continues to occur in 80% of successful Desktop Audits.

DATA COLLECTOR (DC)

Data Collector (DC) Non-Compliances

Category A - A non-compliance has been identified from an Desktop Audit, which is deemed to be currently affecting, or has a high likelihood of affecting, the quality of data for Settlement purposes

Category B - A non-compliance has been identified from a Desktop Audit, which has been deemed to have a lower likelihood of affecting the quality of data for Settlement purposes, or for the non-provision of evidence

DC Category A Non-Compliances

A.4C: Measurement transformer ratio mismatch

A.6C: Settlement data mismatch

A.9C: D0268 mismatch (key fields)

A.10C: Mini-Mar is outside of tolerance

DC Category B Non-Compliances

B.1C:D0268 not provided

B.7C: Allocation Schedule not provided

B.8C: Request for Metering System investigation (D0001) and fault resolution report (D0002) not provided

B.9C: Settlement data (3 days) not provided

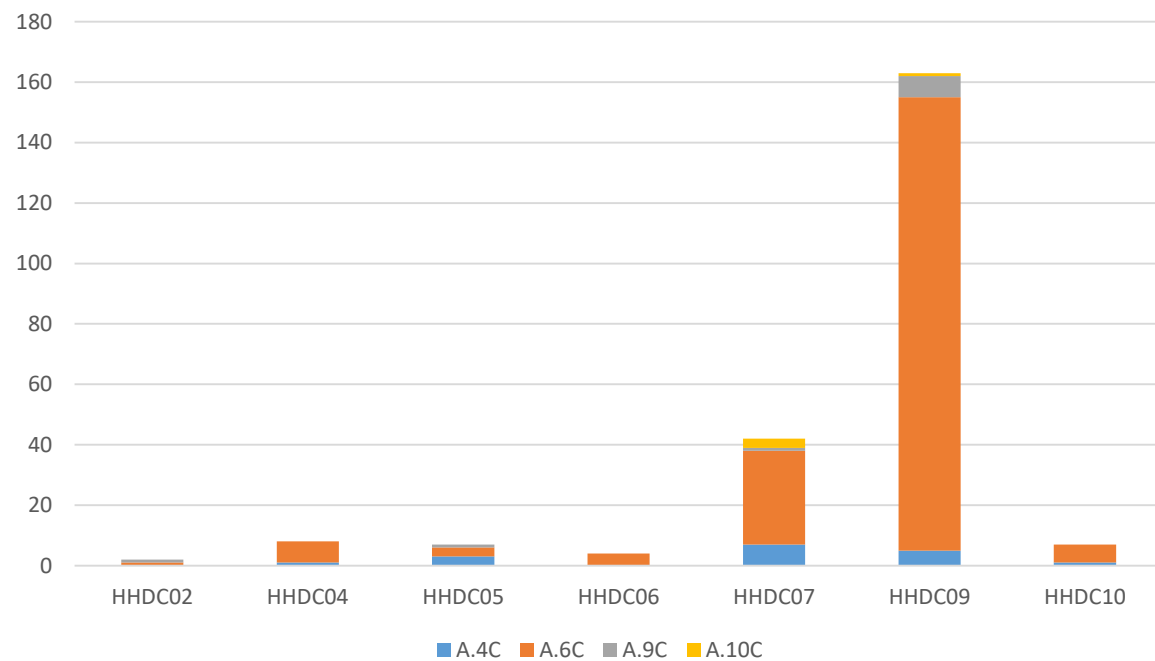
B.17C: D0268 mismatch (non-key fields)

Technical Assurance of Metering (TAM) – HHDC Category A Non-Compliance Summary (1)

Desktop Audits – Measurement Class E – Specific Sample

2020/2021 Audit Year

Category A Non-Compliance Summary – Chart



Category A Non-Compliance Summary – Data Table

HHDC	Cat A Total	Accepted	Awaiting Confirmation	Cancelled - To be rescheduled
HHDC01		1		1
HHDC02	2	21	2	2
HHDC03		14	1	
HHDC04	8	28	3	7
HHDC05	7	139	3	2
HHDC06	4	17		2
HHDC07	42	213	41	12
HHDC08		9		
HHDC09	163	486	37	30
HHDC10	7	25	4	

Comments:

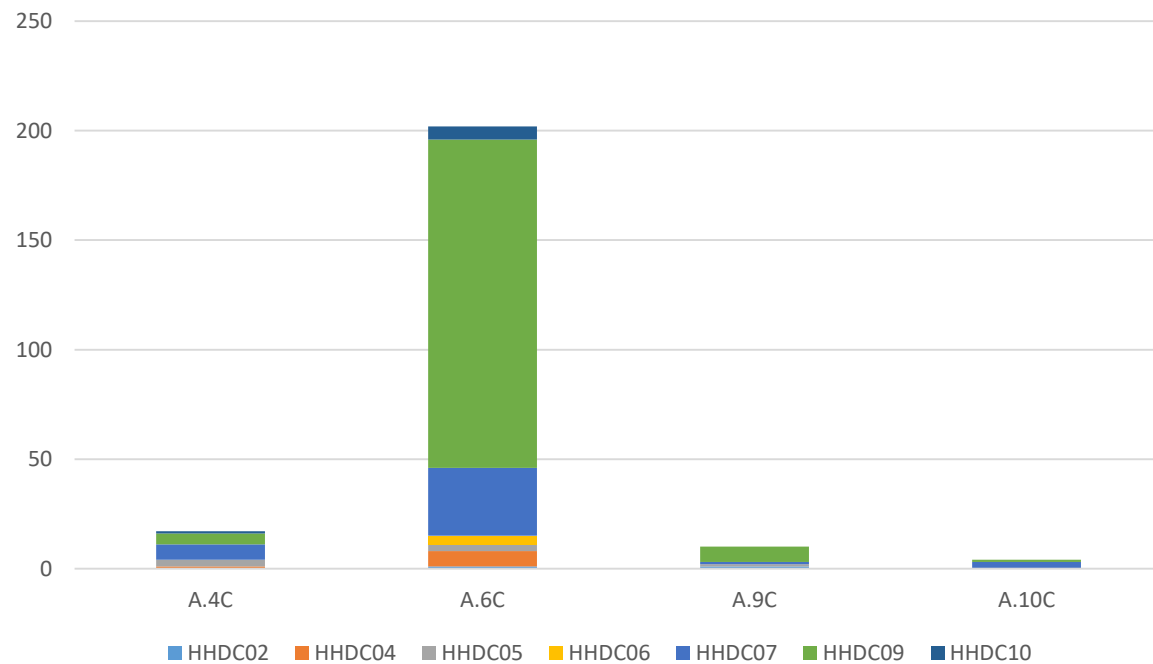
N/A

Technical Assurance of Metering (TAM) – HHDC Category A Non-Compliance Summary (2)

Desktop Audits – Measurement Class E – Specific Sample

2020/2021 Audit Year

Category A Non-Compliance Summary – Chart



Category A Non-Compliance Summary – Data Table

Data Collector	A.4C Measurement transformer ratio mismatch	A.6C Settlement data mismatch	A.9C D0268 mismatch (key fields)	A.10C Mini-Mar is outside of tolerance
HHDC01				
HHDC02		1	1	
HHDC03				
HHDC04	1	7		
HHDC05	3	3	1	
HHDC06		4		
HHDC07	7	31	1	3
HHDC08				
HHDC09	5	150	7	1
HHDC10	1	6		

Comments:

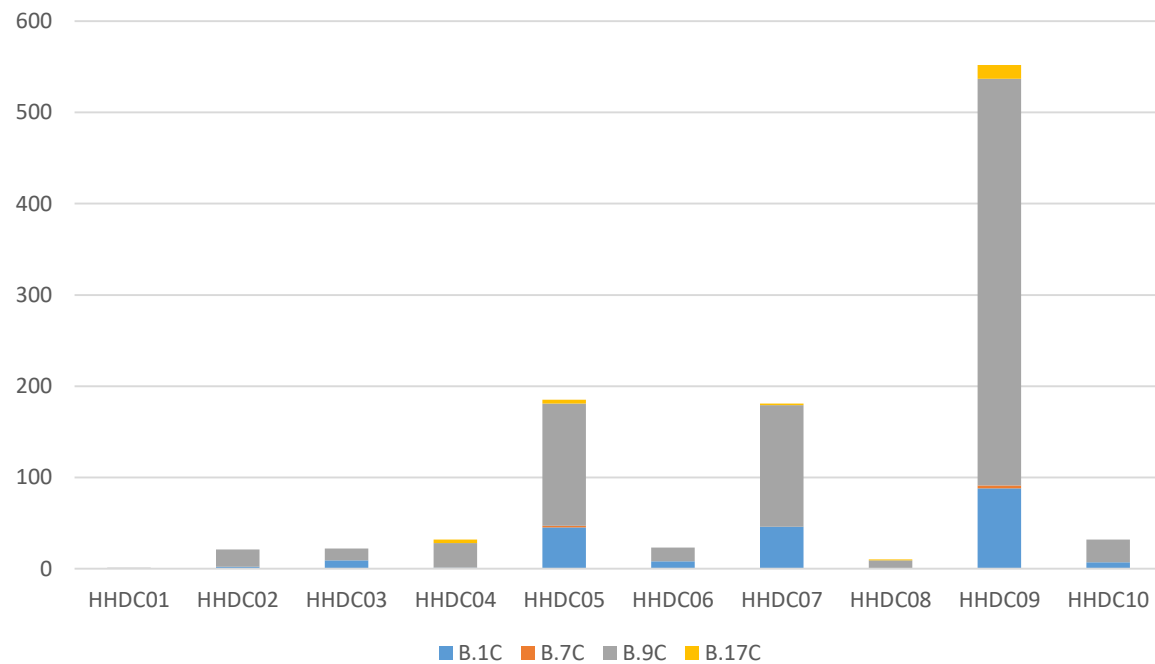
The volume of A.6C non-compliances is expected to reduce following completion of the data cleansing exercise.

Technical Assurance of Metering (TAM) – HHDC Category B Non-Compliance Summary (1)

Desktop Audits – Measurement Class E – Specific Sample

2020/2021 Audit Year

Category B Non-Compliance Summary – Chart



Category B Non-Compliance Summary – Data Table

HHDC	Cat B Total	Accepted	Awaiting Confirmation	Cancelled - To be rescheduled
HHDC01	1	1		1
HHDC02	21	21	2	2
HHDC03	22	14	1	
HHDC04	32	28	3	7
HHDC05	185	139	3	2
HHDC06	23	17		2
HHDC07	181	213	41	12
HHDC08	10	9		
HHDC09	552	486	37	30
HHDC10	32	25	4	

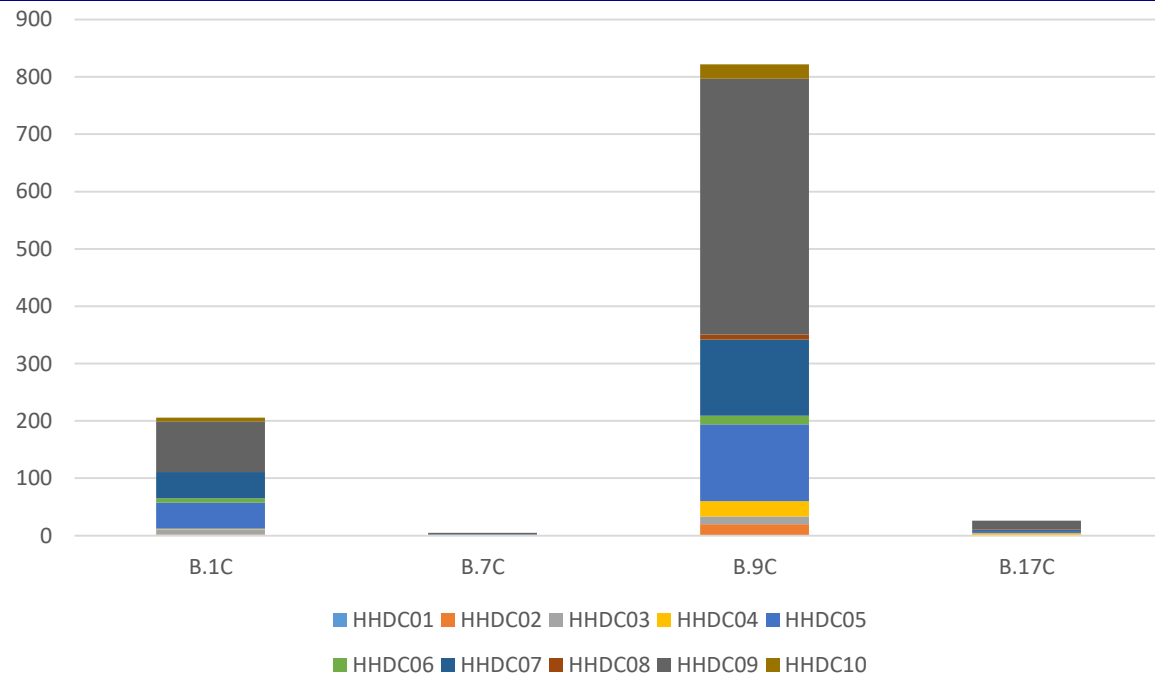
Comments:

Technical Assurance of Metering (TAM) – HHDC Category B Non-Compliance Summary (2)

Desktop Audits – Measurement Class E – Specific Sample

2020/2021 Audit Year

Category B Non-Compliance Summary – Chart



Category B Non-Compliance Summary – Data Table

Data Collector	B.1C D0268 not provided	B.7C Allocation Schedule not provided	B.9C Settlement data (3 days) not provided	B.17C D0268 mismatch (non-key fields)
HHDC01			1	
HHDC02	2		19	
HHDC03	9		13	
HHDC04	1		27	4
HHDC05	45	2	134	4
HHDC06	8		15	
HHDC07	46		133	2
HHDC08			9	1
HHDC09	88	3	446	15
HHDC10	7		25	

Comments:

Please note that B.9C non-compliances also include poor evidence submission, as well as missing evidence.

LICENSED DISTRIBUTOR SYSTEM OPERATOR (LD SO)

Licensed Distributor System Operator (LDSO) Non-Compliances

Category A - A non-compliance has been identified from an Desktop Audit, which is deemed to be currently affecting, or has a high likelihood of affecting, the quality of data for Settlement purposes

Category B - A non-compliance has been identified from a Desktop Audit, which has been deemed to have a lower likelihood of affecting the quality of data for Settlement purposes, or for the non-provision of evidence

LDSO Category A Non-Compliances

A.4R: Measurement transformer ratio mismatch

A.5R: Suspect data on Commissioning evidence provided

LDSO Category B Non-Compliances

B.11R: Commissioning record (part 1) not provided (Post Nov 2018)

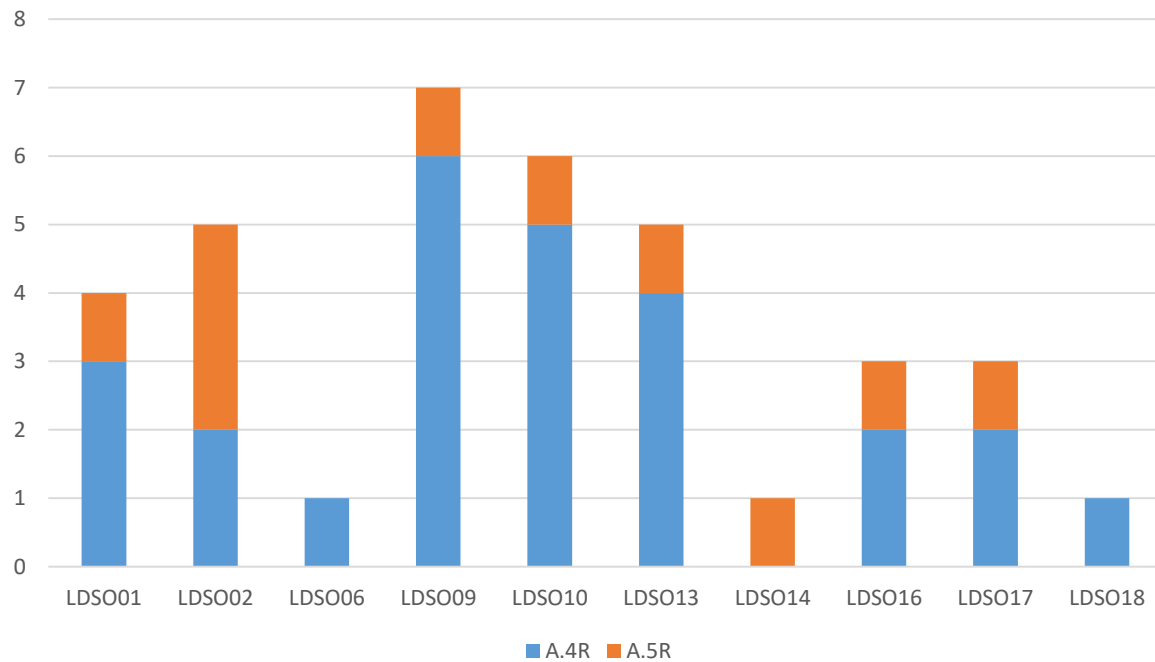
B.15R: Missing D0215

Technical Assurance of Metering (TAM) – HHDC Category A Non-Compliance Summary (1)

Desktop Audits – Measurement Class E – Specific Sample

2020/2021 Audit Year

Category A Non-Compliance Summary – Chart



Category A Non-Compliance Summary – Data Table

Distributor	Cat A Total	Accepted	Awaiting Confirmation	Cancelled - To be rescheduled
LDSO01	4	93	8	6
LDSO02	5	79	3	4
LDSO03		38	3	3
LDSO04		5		
LDSO05			1	
LDSO06	1	70	4	3
LDSO07		3	2	
LDSO08		47		3
LDSO09	7	75	13	3
LDSO10	6	67	5	4
LDSO11		75	2	2
LDSO12		76	5	4
LDSO13	5	56	7	4
LDSO14	1	105	13	8
LDSO15		2		1
LDSO16	3	40	10	5
LDSO17	3	48	6	3
LDSO18	1	74	9	3

Comments:

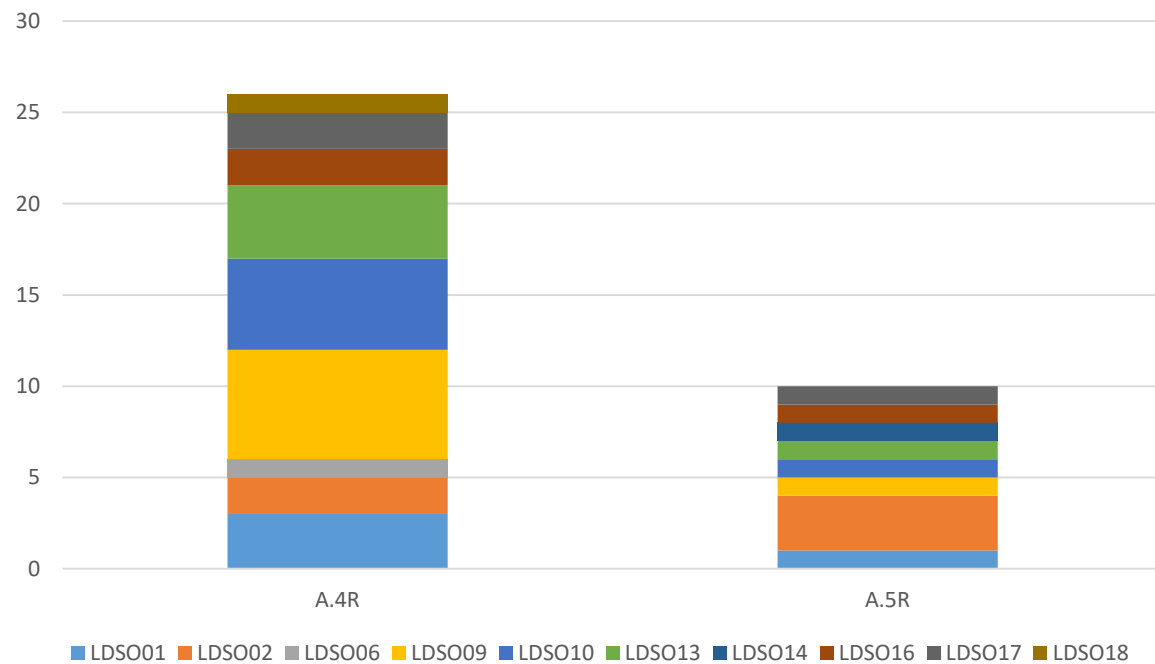
N/A

Technical Assurance of Metering (TAM) – HHDC Category A Non-Compliance Summary (2)

Desktop Audits – Measurement Class E – Specific Sample

2020/2021 Audit Year

Category A Non-Compliance Summary – Chart



Category A Non-Compliance Summary – Data Table

LDSO	A.4R Measurement transformer ratio mismatch	A.5R Suspect data on Commissioning evidence provided
LDSO01	3	1
LDSO02	2	3
LDSO06	1	
LDSO09	6	1
LDSO10	5	1
LDSO13	4	1
LDSO14		1
LDSO16	2	1
LDSO17	2	1
LDSO18	1	

Comments:

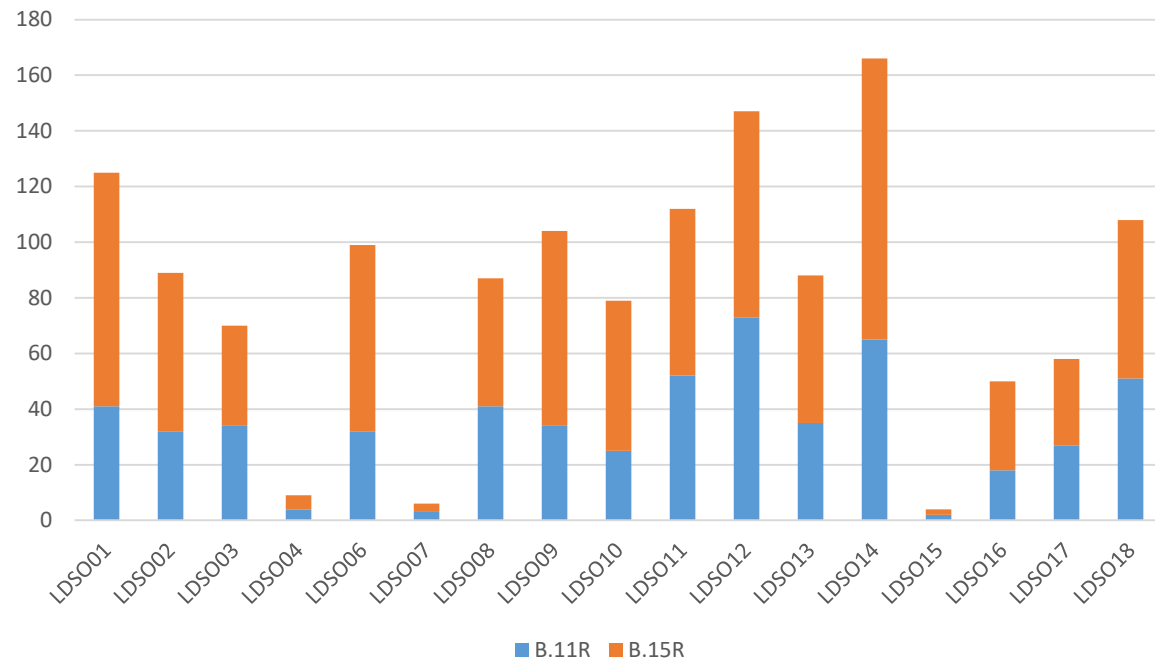
N/A

Technical Assurance of Metering (TAM) – HHDC Category B Non-Compliance Summary (1)

Desktop Audits – Measurement Class E – Specific Sample

2020/2021 Audit Year

Category B Non-Compliance Summary – Chart



Category B Non-Compliance Summary – Data Table

Distributor	Cat B Total	Accepted	Awaiting Confirmation
LDSO01	125	93	8
LDSO02	89	79	3
LDSO03	70	38	3
LDSO04	9	5	
LDSO05			1
LDSO06	99	70	4
LDSO07	6	3	2
LDSO08	87	47	
LDSO09	104	75	13
LDSO10	79	67	5
LDSO11	112	75	2
LDSO12	147	76	5
LDSO13	88	56	7
LDSO14	166	105	13
LDSO15	4	2	
LDSO16	50	40	10
LDSO17	58	48	6
LDSO18	108	74	9

Comments:

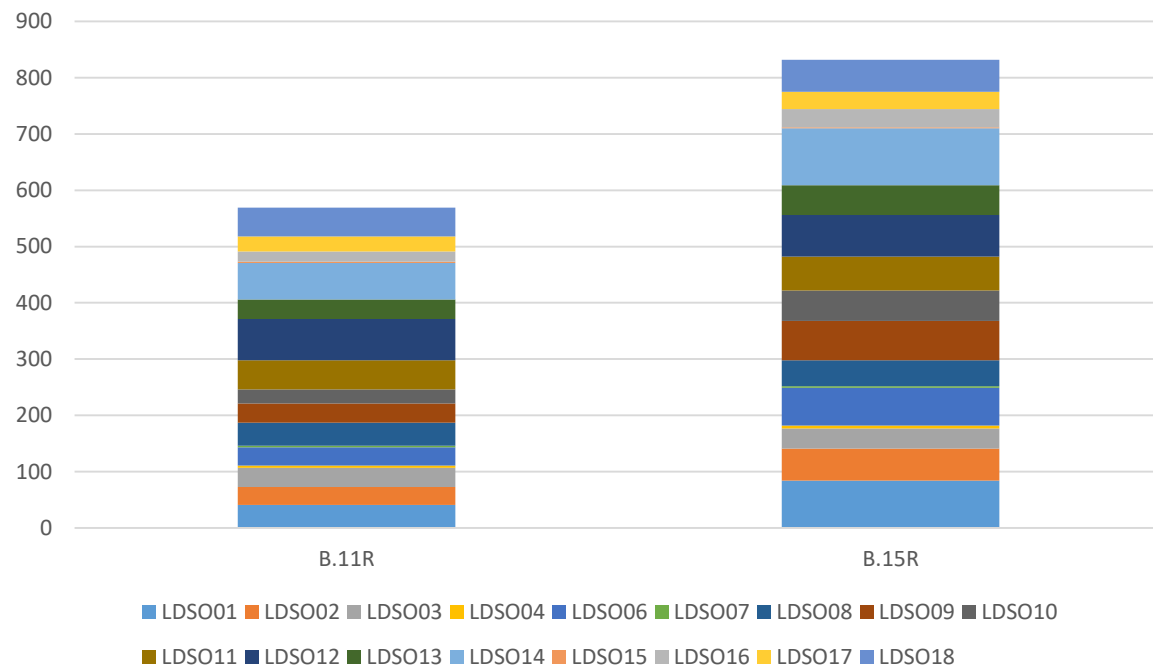
The percentage of successful Desktop Audits with missing Commissioning records has increased from 55% in October 2020, to 60% in January 2021.

Technical Assurance of Metering (TAM) – HHDC Category B Non-Compliance Summary (2)

Desktop Audits – Measurement Class E – Specific Sample

2020/2021 Audit Year

Category B Non-Compliance Summary – Chart



Category B Non-Compliance Summary – Data Table

LDSO	B.11R Commissioning record (part 1) not provided (Post Nov 2018)	B.15R Missing D0215
LDSO01	41	84
LDSO02	32	57
LDSO03	34	36
LDSO04	4	5
LDSO06	32	67
LDSO07	3	3
LDSO08	41	46
LDSO09	34	70
LDSO10	25	54
LDSO11	52	60
LDSO12	73	74
LDSO13	35	53
LDSO14	65	101
LDSO15	2	2
LDSO16	18	32
LDSO17	27	31
LDSO18	51	57

Comments:

The TAA auditors notes that B.15R non-compliances also include D0215 flows that are missing key fields. Additional non-compliance for D0215 missing key fields will be available in MC-C sample.