

# ELEXION

---

**Technical Assurance of Metering (TAM)**  
**Stats Report – April 2021**  
**PUBLIC**

---

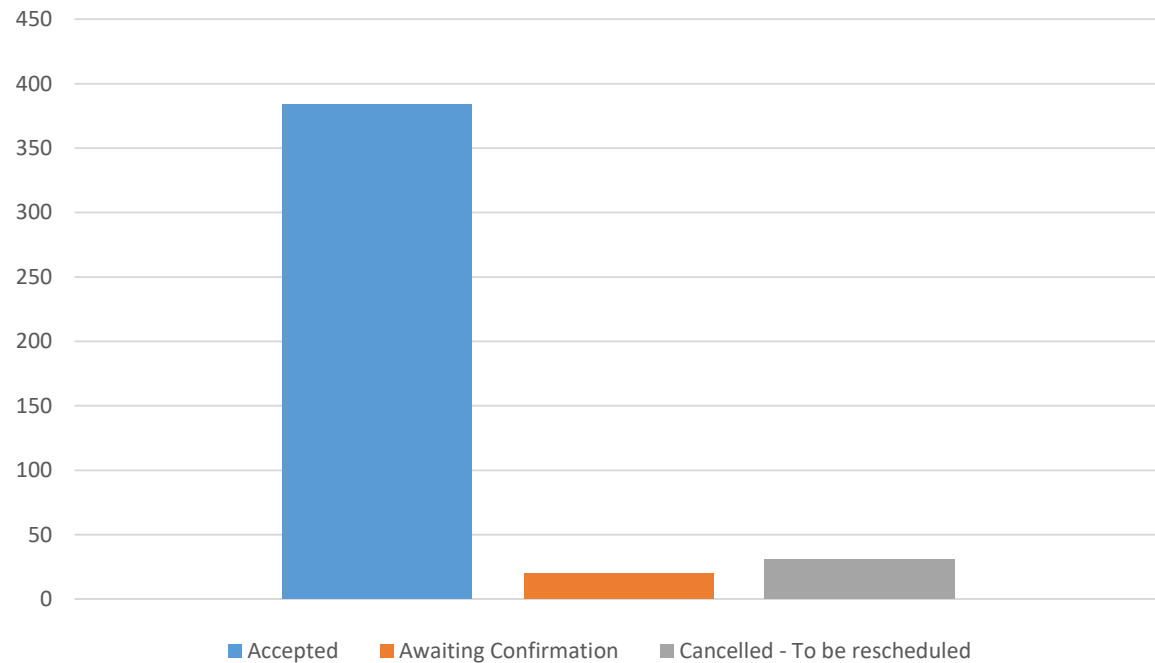
# DESKTOP AUDITS MEASUREMENT CLASS C

# Technical Assurance of Metering (TAM) – Desktop Audit Summary

## Desktop Audits – Measurement Class C

2020/2021 Audit Year

Desktop Audit Summary – Chart



Desktop Audit Summary – Data Table

Accepted	Cancelled	Supplier Failed to Confirm Audit
384	31	20

### Comments:

The Measurement Class C sample started 01 February 2021. Accepted Desktop Audits comprise completed and scheduled audits.

# SUPPLIER

---

## Supplier Non-Compliances

---

**Category A** - A non-compliance has been identified from an Desktop Audit, which is deemed to be currently affecting, or has a high likelihood of affecting, the quality of data for Settlement purposes

**Category B** - A non-compliance has been identified from a Desktop Audit, which has been deemed to have a lower likelihood of affecting the quality of data for Settlement purposes, or for the non-provision of evidence

### Supplier Category A Non-Compliances

**A.1X:** Registrant failed to confirm or complete Desktop Audit notification

**A.2X:** Data mismatch between Single Line Diagram, or other support documentation

**A.4X:** Measurement transformer ratio mismatch

**A.5X:** Suspect data on Commissioning evidence provided

**A.9X:** D0268 mismatch (key fields)

**A.14X:** Number of circuits mismatch

### Supplier Category B Non-Compliances

**B.1X:** D0268 not provided

**B.3X:** Single Line Diagram not provided

**B.7X:** Allocation Schedule not provided

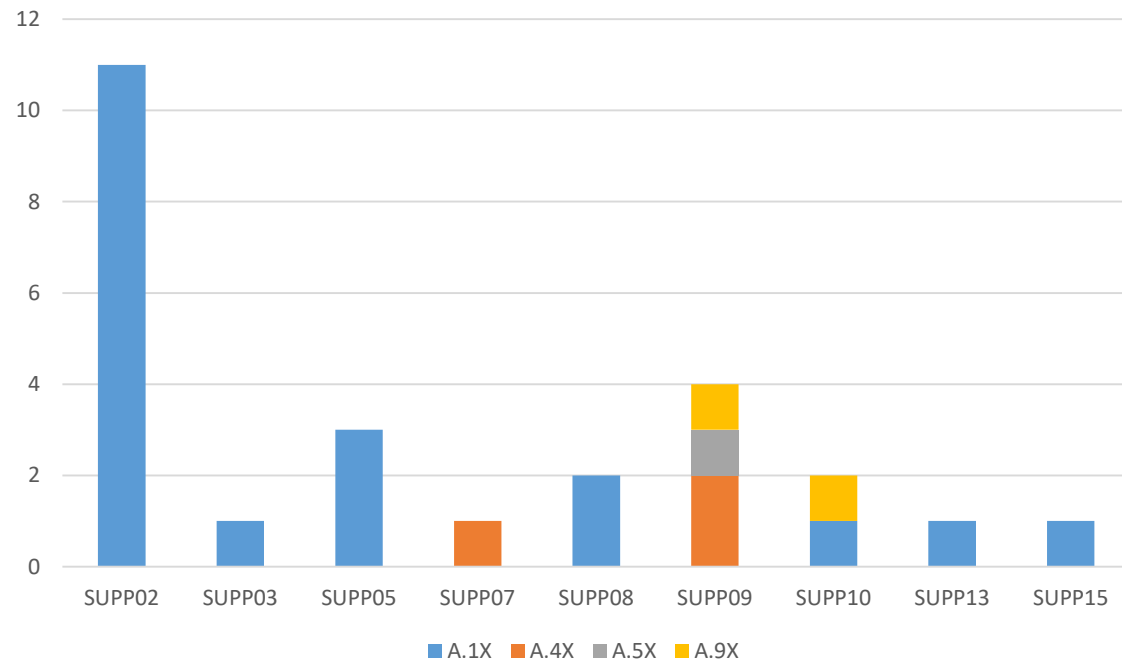
**B.17X:** D0268 mismatch (non-key fields)

# Technical Assurance of Metering (TAM) – Supplier Category A Non-Compliance Summary (1)

## Desktop Audits – Measurement Class C

2020/2021 Audit Year

Category A Non-Compliance Summary – Chart



Category A Non-Compliance Summary – Data Table

Supplier	Cat A	DA Accepted	DA Awaiting Confirmation	DA Cancelled
SUPP01		5		
SUPP02	11	17	11	1
SUPP03	1	1	1	
SUPP04		3		
SUPP05	3		3	
SUPP06		4		
SUPP07		44		8
SUPP08	2	53	2	5
SUPP09		103		9
SUPP10	1	91	1	3
SUPP11		3		
SUPP12				1
SUPP13	1	6	1	
SUPP14		14		
SUPP15	1	21	1	1
SUPP16		18		3
SUPP17		1		

### Comments:

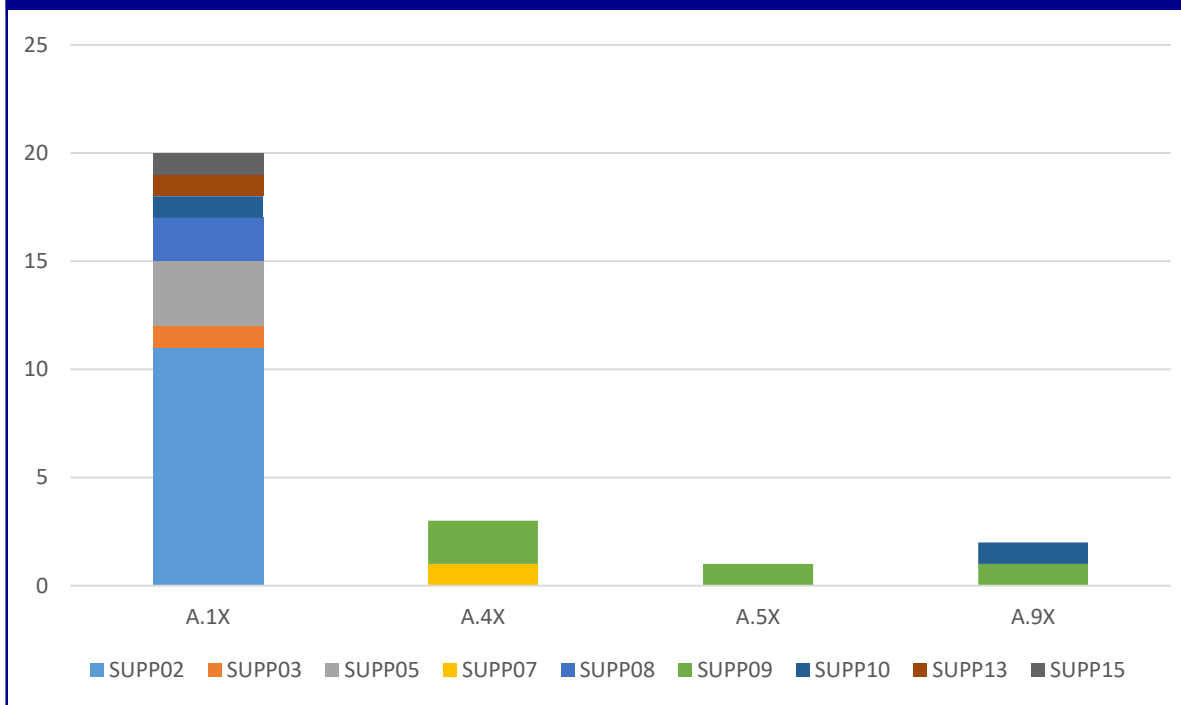
SUPP02 has the highest number of A.1X non-compliances, contributing over 50% of the overall Category A non-compliances.

# Technical Assurance of Metering (TAM) – Supplier Category A Non-Compliance Summary (2)

## Desktop Audits – Measurement Class C

2020/2021 Audit Year

Category A Non-Compliance Summary – Chart



Category A Non-Compliance Summary – Data Table

Supplier	A.1X Registrant failed to confirm or complete Desktop Audit notification	A.2X Data mismatch between Single Line Diagram, or other support documentation	A.4X Measurement transformer ratio mismatch	A.5X Suspect data on Commissioning evidence provided	A.9X D0268 mismatch (key fields)	A.14X Number of Circuit Mismatch
SUPP02	11					
SUPP03	1					
SUPP05	3					
SUPP07		1				
SUPP08	2					
SUPP09		2		1	1	
SUPP10	1				1	
SUPP13	1					
SUPP15	1					

### Comments:

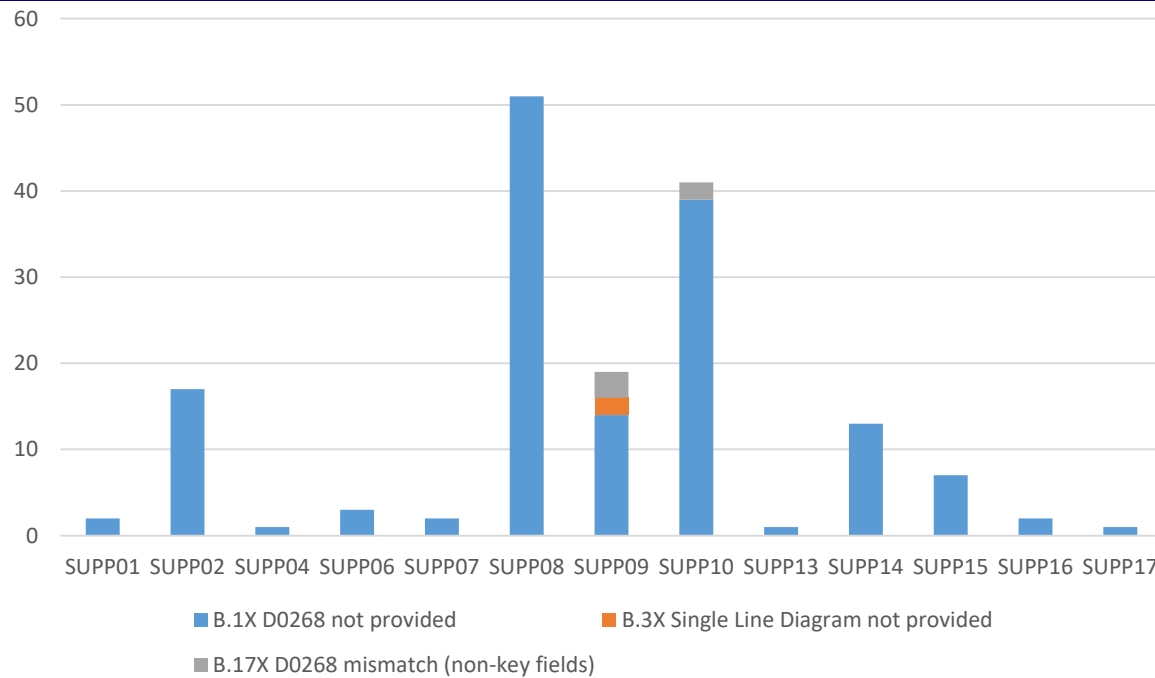
Current Category A (omitting A.1X non-compliances) occurrence rate is at approximately 2-3% of Desktop Audits.

# Technical Assurance of Metering (TAM) – Supplier Category B Non-Compliance Summary

## Desktop Audits – Measurement Class C

2020/2021 Audit Year

Category B Non-Compliance Summary – Chart



Category B Non-Compliance Summary – Data Table

Supplier	Cat B	DA Accepted	DA Awaiting Confirmation	DA Cancelled
SUPP01	2	5		
SUPP02	17	17	11	1
SUPP03		1	1	
SUPP04	1	3		
SUPP05			3	
SUPP06	3	4		
SUPP07	2	44		8
SUPP08	51	53	2	5
SUPP09	19	103		9
SUPP10	41	91	1	3
SUPP11		3		
SUPP12				1
SUPP13	1	6	1	
SUPP14	13	14		
SUPP15	7	21	1	1
SUPP16	2	18		3
SUPP17	1	1		

### Comments:

N/A

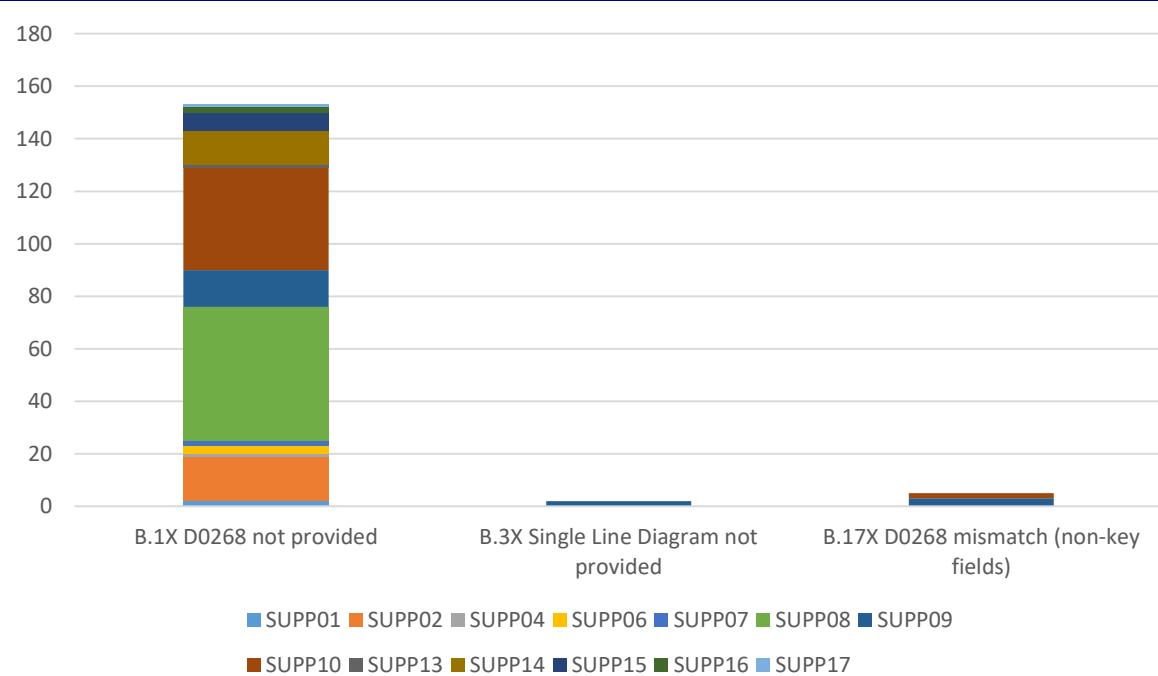


# Technical Assurance of Metering (TAM) – Supplier Category B Non-Compliance Summary (2a)

## Desktop Audits – Measurement Class E – Specific Sample

2020/2021 Audit Year

Category B Non-Compliance Summary – Chart



Category B Non-Compliance Summary – Data Table

Supplier	B.1X D0268 not provided	B.3X Single Line Diagram not provided	B.17X D0268 mismatch (non-key fields)
SUPP01	2		
SUPP02	17		
SUPP04	1		
SUPP06	3		
SUPP07	2		
SUPP08	51		
SUPP09	14	2	3
SUPP10	39		2
SUPP13	1		
SUPP14	13		
SUPP15	7		
SUPP16	2		
SUPP17	1		

### Comments:

The B.3X non-compliances appear to be erroneous, as it should now sit with the LDSO.

# METER OPERATOR AGENT (MOA)

---

## Meter Operator Agent (MOA) Non-Compliances

---

**Category A** - A non-compliance has been identified from an Desktop Audit, which is deemed to be currently affecting, or has a high likelihood of affecting, the quality of data for Settlement purposes

**Category B** - A non-compliance has been identified from a Desktop Audit, which has been deemed to have a lower likelihood of affecting the quality of data for Settlement purposes, or for the non-provision of evidence

### MOA Category A Non-Compliances

**A.4M:** Measurement transformer ratio mismatch

**A.5M:** Suspect data on Commissioning evidence provided

**A.6M:** Settlement data mismatch

**A.7M:** Overall Accuracy outside of limits

**A.9M:** D0268 mismatch (key fields)

### MOA Category B Non-Compliances

**B.1M:** D0268 not provided

**B.8M:** Request for Metering System investigation (D0001) and fault resolution report (D0002) not provided

**B.9M:** Settlement data (3 days) not provided

**B.10M:** Compensation figures not provided (where applicable)

**B.11M:** Commissioning record (part 1) not provided (Pre Nov 2018)

**B.12M:** Commissioning record (part 1) not provided (Post Nov 2018)

**B.13M:** Commissioning record (part 2) not provided

**B.14M:** CT/VT Certificates or supporting evidence for overall accuracy calculation not provided

**B.16M:** Overall accuracy calculation not provided

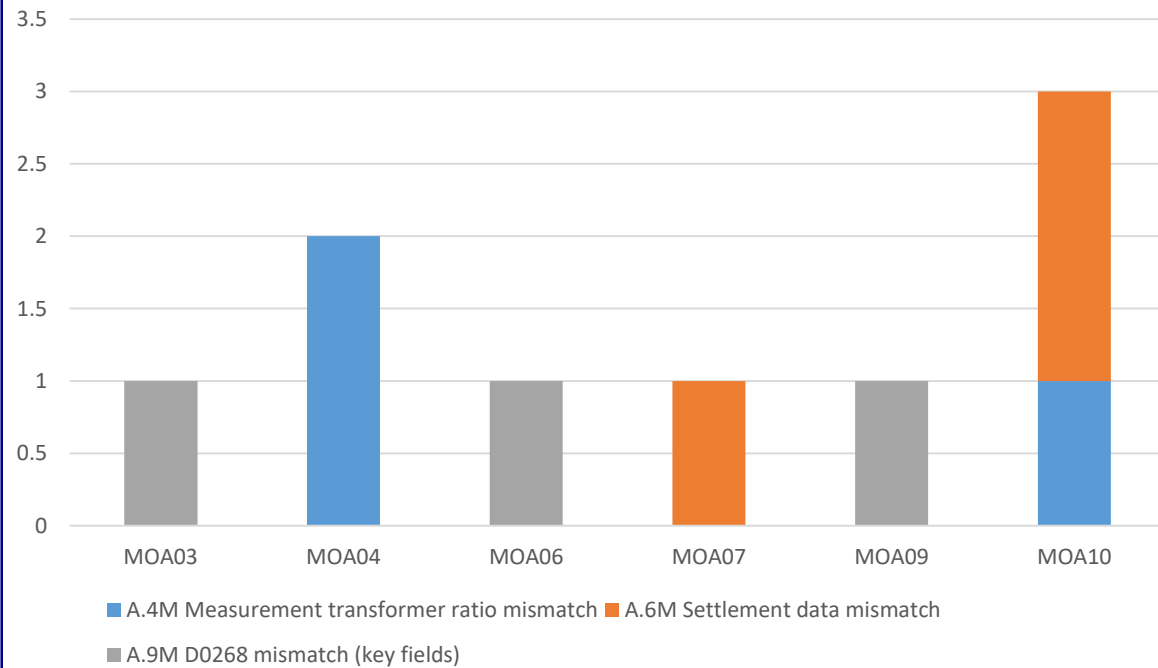
**B.17M:** D0268 mismatch (non-key fields)

# Technical Assurance of Metering (TAM) – HHMOA Category A Non-Compliance Summary (1)

## Desktop Audits – Measurement Class C

2020/2021 Audit Year

Category A Non-Compliance Summary – Chart



Category A Non-Compliance Summary – Data Table

MOA	Cat A	DA Accepted	DA Awaiting Confirmation	DA Cancelled
MOA01		28	14	
MOA02		18		
MOA03	1	5	1	1
MOA04	2	78		7
MOA05		14	1	6
MOA06	1	93	2	2
MOA07	1	32	1	4
MOA08		17		1
MOA09	1	70	1	4
MOA10	3	5		
MOA11		24		5

### Comments:

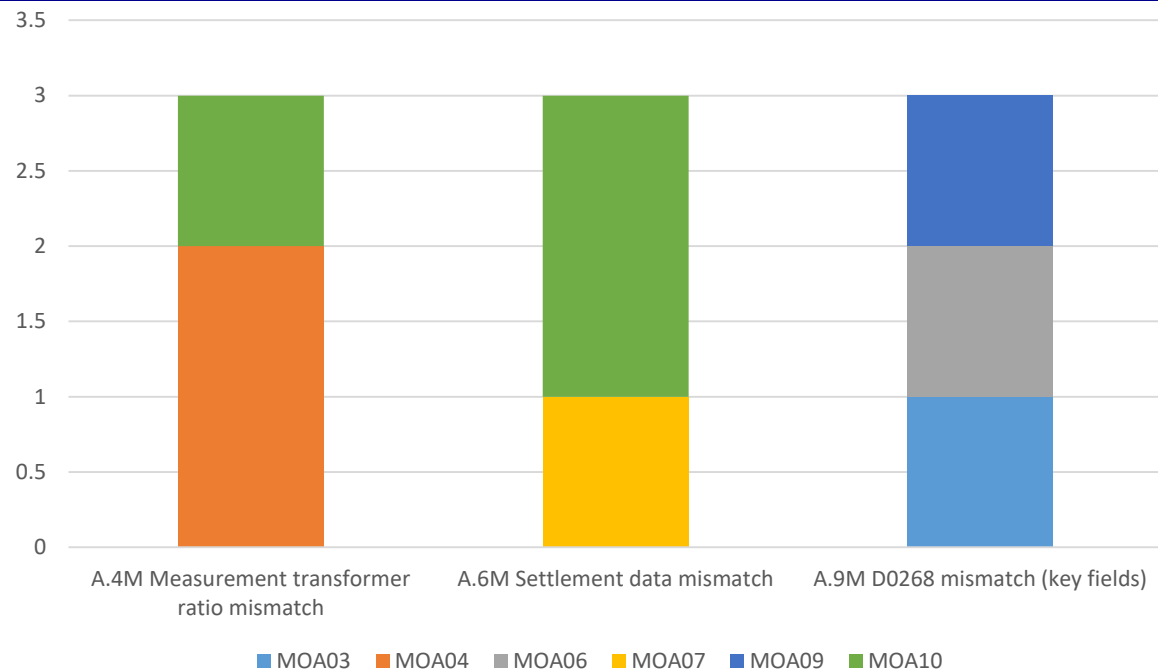
N/A

# Technical Assurance of Metering (TAM) – HHMOA Category A Non-Compliance Summary (2)

## Desktop Audits – Measurement Class C

2020/2021 Audit Year

Category A Non-Compliance Summary – Chart



Category A Non-Compliance Summary – Data Table

MOA	A.4M Measurement transformer ratio mismatch	A.5M Suspect data on Commissioning evidence provided	A.6M Settlement data mismatch	A.7M Overall Accuracy outside of limits	A.9M D0268 mismatch (key fields)
MOA03					1
MOA04	2				
MOA06					1
MOA07			1		
MOA09					1
MOA10	1		2		

### Comments:

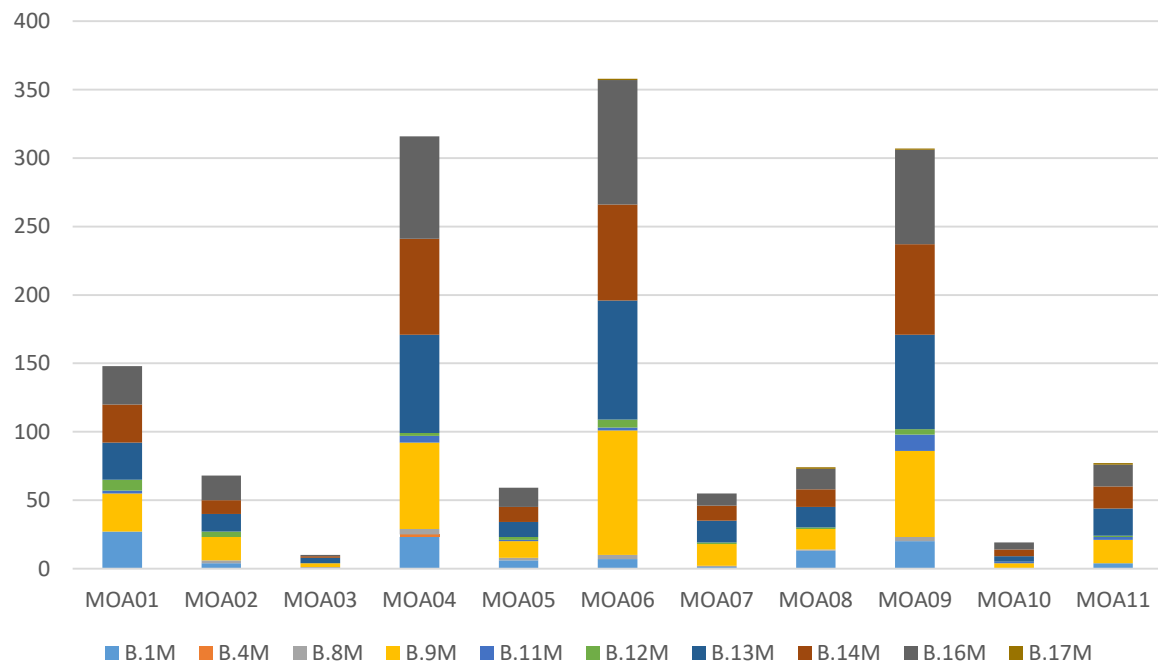
A total of 9 Category A non-compliances have been identified so far in Measurement Class C.

# Technical Assurance of Metering (TAM) – HHMOA Category B Non-Compliance Summary (1)

## Desktop Audits – Measurement Class C

2020/2021 Audit Year

Category B Non-Compliance Summary – Chart



Category B Non-Compliance Summary – Data Table

MOA	Cat B	DA Accepted	DA Awaiting Confirmation	DA Cancelled
MOA01	148	28	14	
MOA02	68	18		
MOA03	10	5	1	1
MOA04	316	78		7
MOA05	59	14	1	6
MOA06	358	93	2	2
MOA07	55	32	1	4
MOA08	74	17		1
MOA09	307	70	1	4
MOA10	19	5		
MOA11	77	24		5

### Comments:

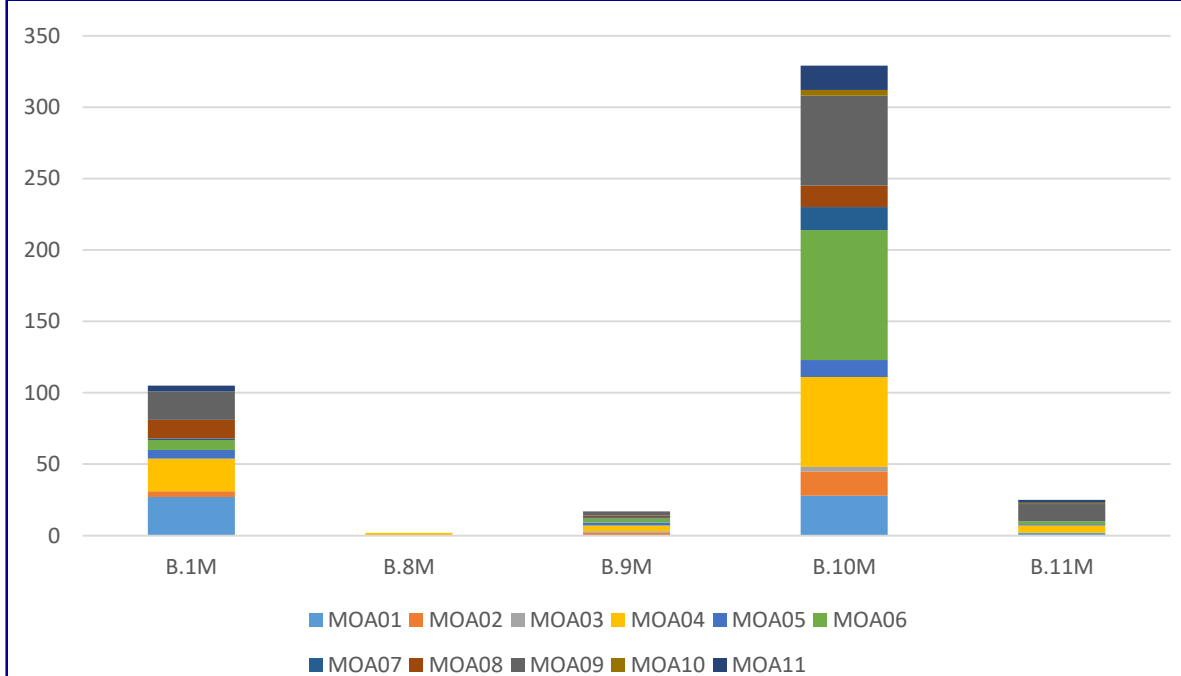
N/A

# Technical Assurance of Metering (TAM) – HHMOA Category B Non-Compliance Summary (2)

## Desktop Audits – Measurement Class C

2020/2021 Audit Year

Category B Non-Compliance Summary – Chart



Category B Non-Compliance Summary – Data Table

MOA	B.1M D0268 not provided	B.8M Request for Metering System investigation (D0001) and fault resolution report (D0002) not provided	B.9M Settlement data (3 days) not provided	B.10M Compensation figures not provided (where applicable)	B.11M Commissioning record (part 1) not provided (Post Nov 2018)
MOA01	27			28	2
MOA02	4		2	17	
MOA03			1	3	
MOA04	23	2	4	63	5
MOA05	6		2	12	1
MOA06	7		3	91	2
MOA07	1		1	16	
MOA08	13		1	15	
MOA09	20		3	63	12
MOA10				4	1
MOA11	4			17	2

### Comments:

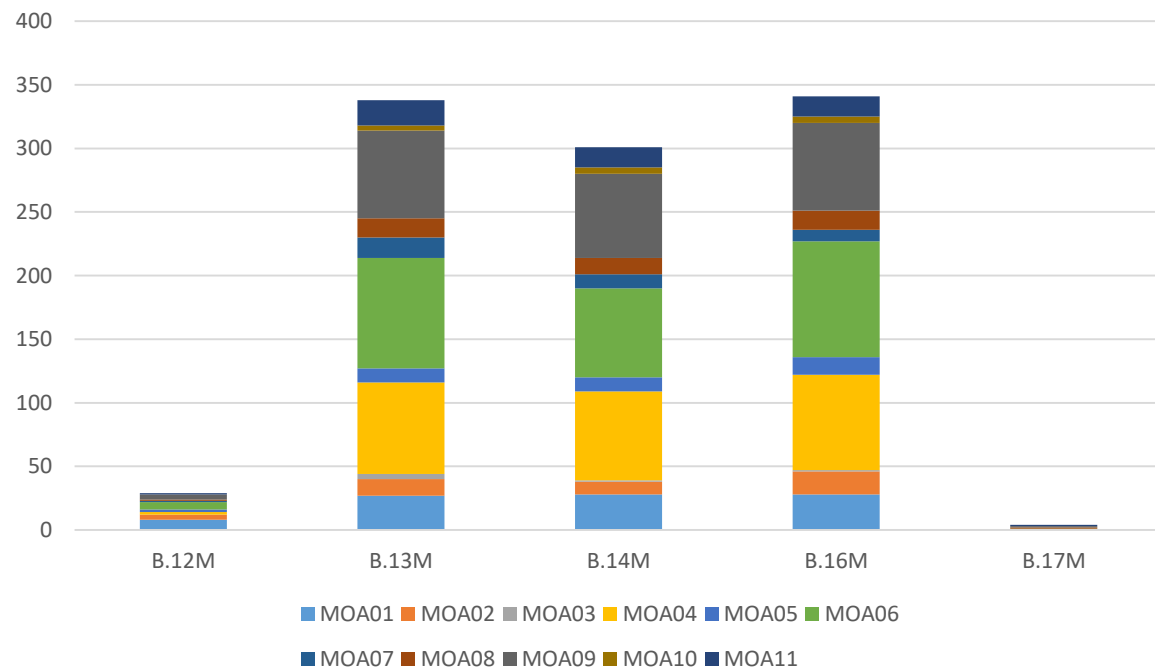
N/A

# Technical Assurance of Metering (TAM) – HHMOA Category B Non-Compliance Summary (2)

## Desktop Audits – Measurement Class C

2020/2021 Audit Year

Category B Non-Compliance Summary – Chart



Category B Non-Compliance Summary – Data Table

MOA	B.12M Commissioning record (part 1) not provided (Pre Nov 2018)	B.13M Commissioning record (part 2) not provided	B.14M CT/VT Certificates or evidence for overall accuracy calculation not provided	B.16M Overall accuracy calculation not provided	B.17M D0268 mismatch (non- key fields)
MOA01	8	27	28	28	
MOA02	4	13	10	18	
MOA03		4	1	1	
MOA04	2	72	70	75	
MOA05	2	11	11	14	
MOA06	6	87	70	91	1
MOA07	1	16	11	9	
MOA08	1	15	13	15	1
MOA09	4	69	66	69	1
MOA10		4	5	5	
MOA11	1	20	16	16	1

### Comments:

Unfortunately, we have not seen an improvement in volume of Commissioning records submitted, when compared to MC-E.



# DATA COLLECTOR (DC)

---

## Data Collector (DC) Non-Compliances

---

**Category A** - A non-compliance has been identified from an Desktop Audit, which is deemed to be currently affecting, or has a high likelihood of affecting, the quality of data for Settlement purposes

**Category B** - A non-compliance has been identified from a Desktop Audit, which has been deemed to have a lower likelihood of affecting the quality of data for Settlement purposes, or for the non-provision of evidence

### DC Category A Non-Compliances

**A.4C:** Measurement transformer ratio mismatch

**A.6C:** Settlement data mismatch

**A.9C:** D0268 mismatch (key fields)

**A.10C:** Mini-Mar is outside of tolerance

### DC Category B Non-Compliances

**B.1C:**D0268 not provided

**B.7C:** Allocation Schedule not provided

**B.8C:** Request for Metering System investigation (D0001) and fault resolution report (D0002) not provided

**B.9C:** Settlement data (3 days) not provided

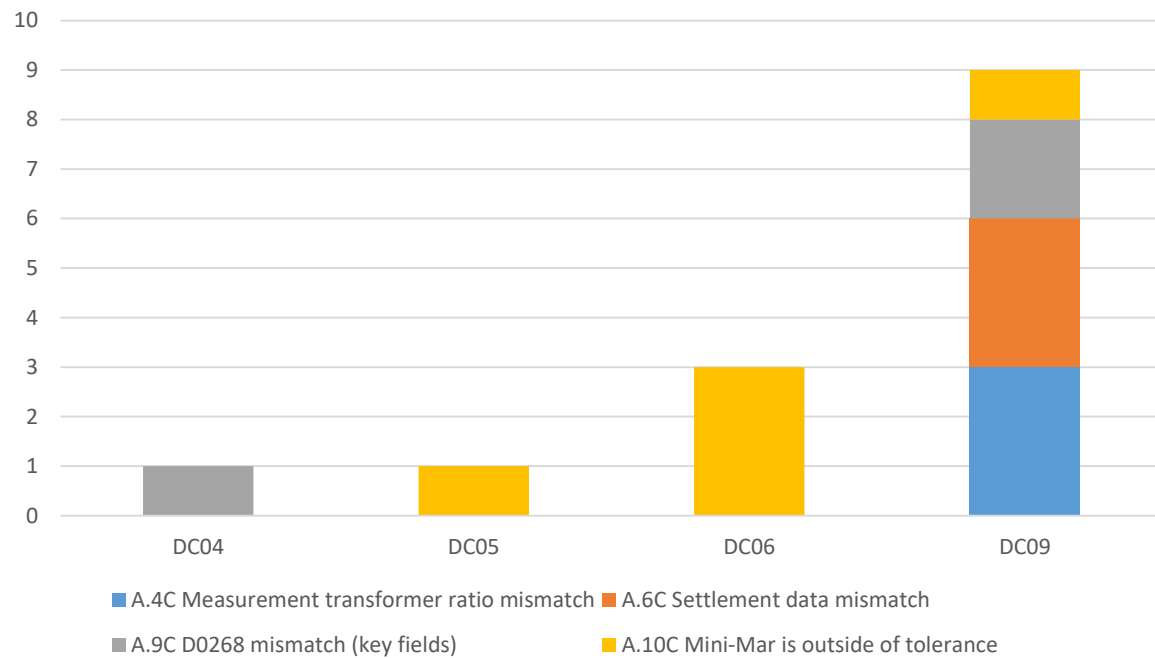
**B.17C:** D0268 mismatch (non-key fields)

# Technical Assurance of Metering (TAM) – HHDC Category A Non-Compliance Summary (1)

## Desktop Audits – Measurement Class C

2020/2021 Audit Year

Category A Non-Compliance Summary – Chart



Category A Non-Compliance Summary – Data Table

DC	Cat A	DA Accepted	DA Awaiting Confirmation	DA Cancelled
DC01		22	12	
DC02		3		
DC03		2		3
DC04	1	96	1	5
DC05	1	28	1	1
DC06	3	64	3	5
DC07		2		
DC08		6	3	
DC09	9	147		12
DC10		14		5

### Comments:

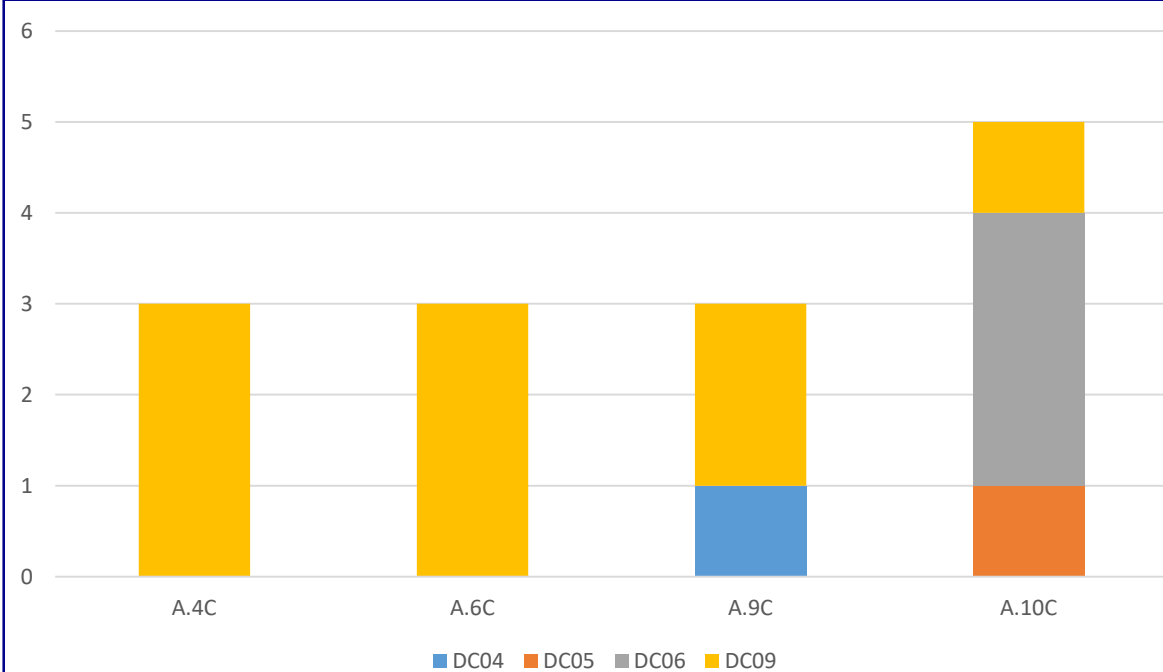
N/A

# Technical Assurance of Metering (TAM) – HHDC Category A Non-Compliance Summary (2)

## Desktop Audits – Measurement Class C

2020/2021 Audit Year

Category A Non-Compliance Summary – Chart



Category A Non-Compliance Summary – Data Table

DC	A.4C Measurement transformer ratio mismatch	A.6C Settlement data mismatch	A.9C D0268 mismatch (key fields)	A.10C Mini-Mar is outside of tolerance
DC04			1	
DC05				1
DC06				3
DC09	3	3	2	1

### Comments:

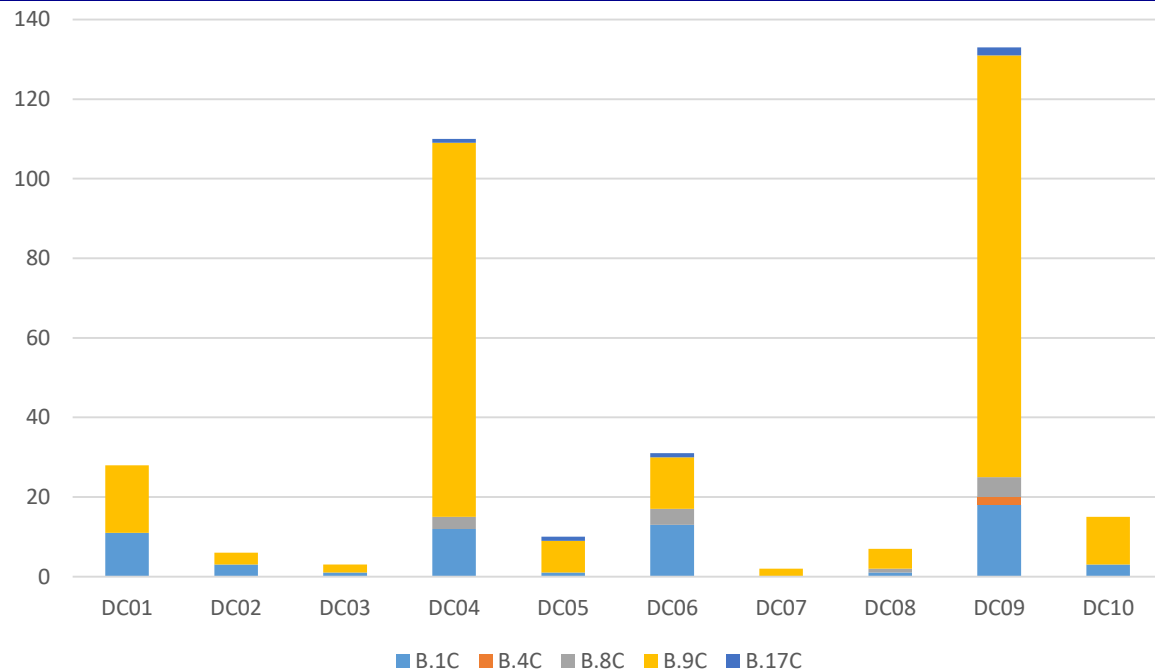
A total of 12 Category A non-compliances were observed for DCs, with A.10C being the highest contributor.

# Technical Assurance of Metering (TAM) – HHDC Category B Non-Compliance Summary (1)

## Desktop Audits – Measurement Class C

2020/2021 Audit Year

Category B Non-Compliance Summary – Chart



Category B Non-Compliance Summary – Data Table

DC	Cat B	DA Accepted	DA Awaiting Confirmation	DA Cancelled
DC01	28	22	12	
DC02	6	3		
DC03	3	2		3
DC04	110	96	1	5
DC05	10	28	1	1
DC06	31	64	3	5
DC07	2	2		
DC08	7	6	3	
DC09	133	147		12
DC10	15	14		5

### Comments:

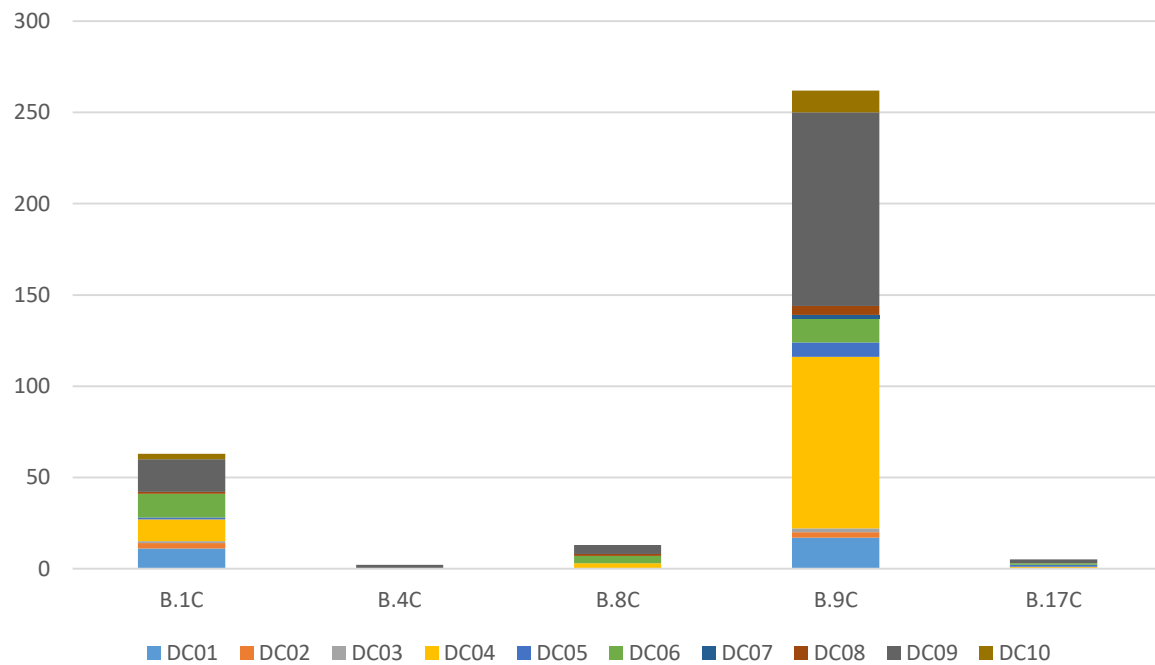
N/A

# Technical Assurance of Metering (TAM) – HHDC Category B Non-Compliance Summary (2)

## Desktop Audits – Measurement Class C

2020/2021 Audit Year

Category B Non-Compliance Summary – Chart



Category B Non-Compliance Summary – Data Table

DC	B.1C D0268 not provided	B.4C Complex Site Supplementary Information form not provided	B.8C Allocation Schedule not provided	B.9C Settlement data (3 days) not provided	B.17C D0268 mismatch (non-key fields)
DC01	11			17	
DC02	3			3	
DC03	1			2	
DC04	12		3	94	1
DC05	1			8	1
DC06	13		4	13	1
DC07				2	
DC08	1		1	5	
DC09	18	2	5	106	2
DC10	3			12	

### Comments:

B.9C Settlement data (3 days) not provided has occurred in approximately 80% of Desktop Audits completed.

# LICENSED DISTRIBUTOR SYSTEM OPERATOR (LD SO)

---

## Licensed Distributor System Operator (LDSO) Non-Compliances

---

**Category A** - A non-compliance has been identified from an Desktop Audit, which is deemed to be currently affecting, or has a high likelihood of affecting, the quality of data for Settlement purposes

**Category B** - A non-compliance has been identified from a Desktop Audit, which has been deemed to have a lower likelihood of affecting the quality of data for Settlement purposes, or for the non-provision of evidence

### LDSO Category A Non-Compliances

**A.4R:** Measurement transformer ratio mismatch

**A.5R:** Suspect data on Commissioning evidence provided

### LDSO Category B Non-Compliances

**B.3R:** Single Line Diagram not provided

**B.11R:** Commissioning record (part 1) not provided (Post Nov 2018)

**B.15R:** Missing D0215

**B.18R:** Missing fields in the D0215 flow

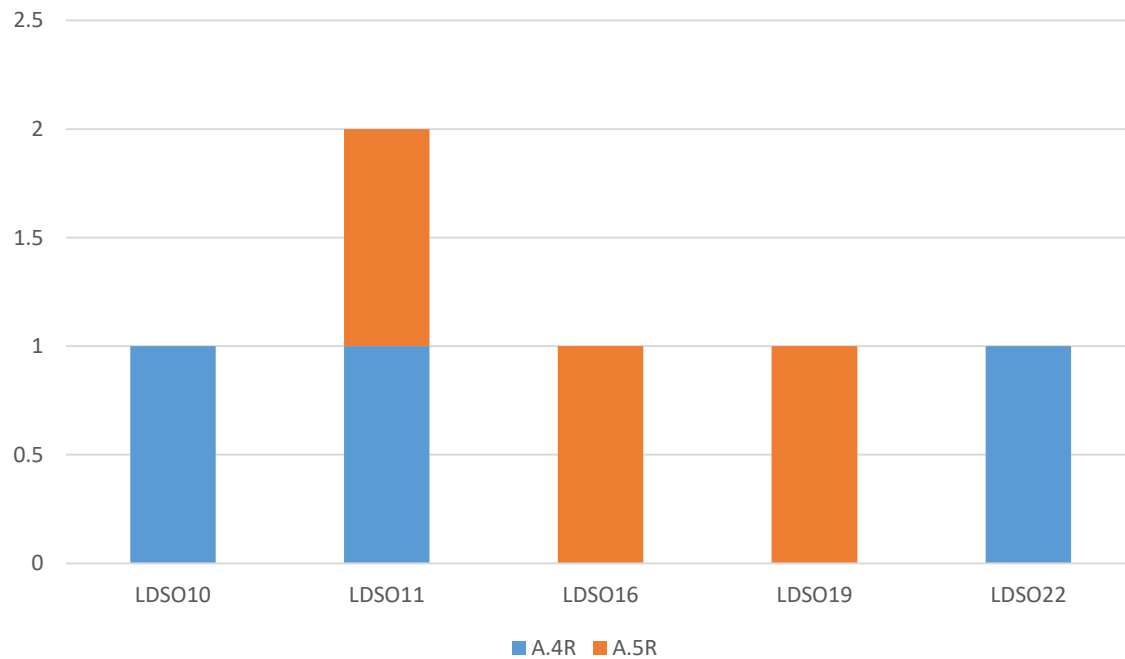


# Technical Assurance of Metering (TAM) – HHDC Category A Non-Compliance Summary (1)

## Desktop Audits – Measurement Class C

2020/2021 Audit Year

Category A Non-Compliance Summary – Chart



Category A Non-Compliance Summary – Data Table

LDSO	Cat A	DA Accepted	DA Awaiting Confirmation	DA Cancelled
LDSO01		33	1	
LDSO02		47		2
LDSO03		12	3	
LDSO04		1		
LDSO05		10		1
LDSO06		1		
LDSO07		13	1	3
LDSO08		1		
LDSO09		20		2
LDSO10	1	44	1	9
LDSO11	2	36	4	3
LDSO12		2		
LDSO13		22	2	
LDSO14		22		1
LDSO15		1		
LDSO16	1	16	4	
LDSO17		39	4	6
LDSO18		17		1
LDSO19	1	23		
LDSO20		4		1
LDSO21		2		
LDSO22	1	18		2

**Comments:**

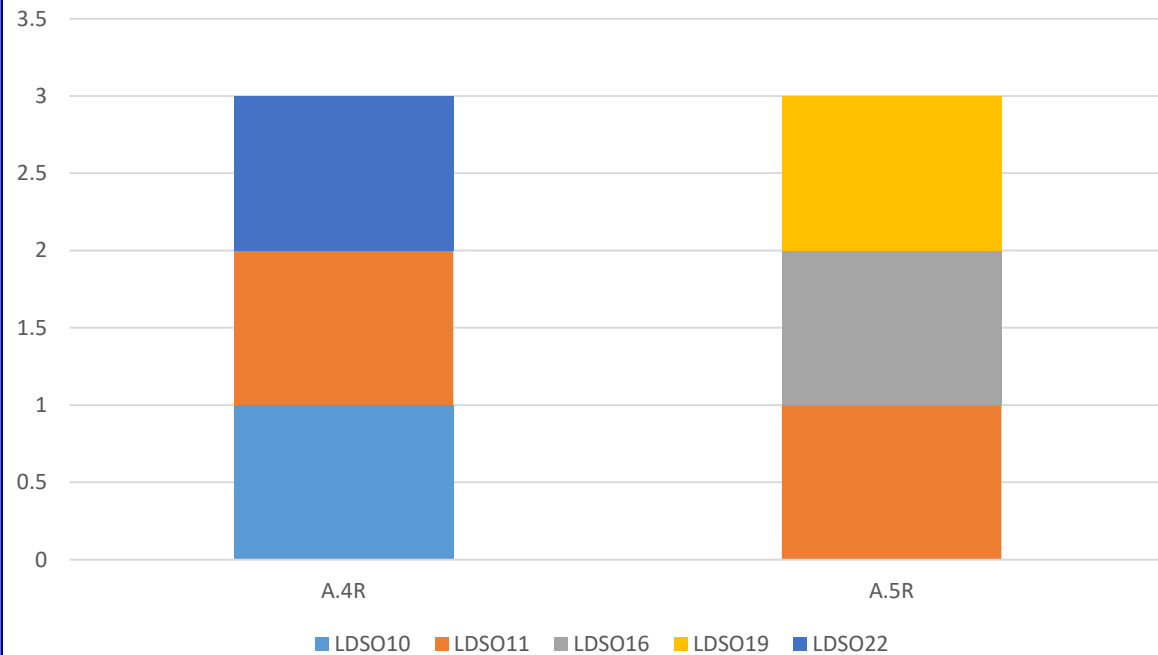
N/A

# Technical Assurance of Metering (TAM) – HHDC Category A Non-Compliance Summary (2)

## Desktop Audits – Measurement Class C

2020/2021 Audit Year

Category A Non-Compliance Summary – Chart



Category A Non-Compliance Summary – Data Table

LDSO	A.4R Measurement transformer ratio mismatch	A.5R Suspect data on Commissioning evidence provided
LDSO10	1	
LDSO11	1	1
LDSO16		1
LDSO19		1
LDSO22	1	

### Comments:

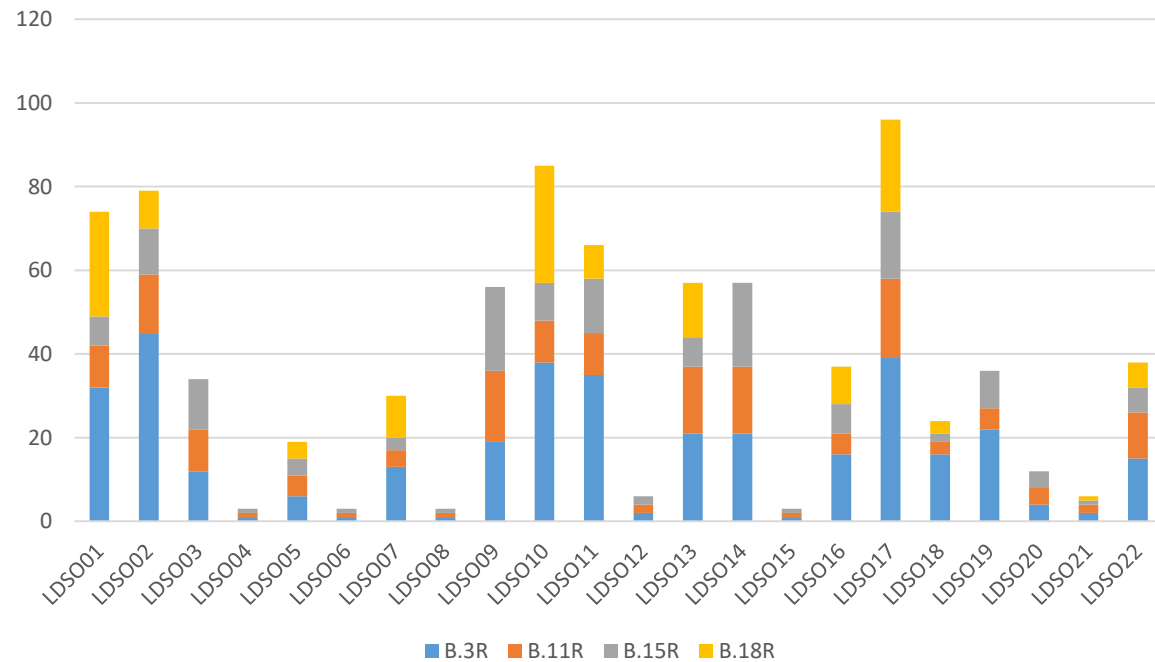
N/A

# Technical Assurance of Metering (TAM) – HHDC Category B Non-Compliance Summary (1)

## Desktop Audits – Measurement Class C

2020/2021 Audit Year

Category B Non-Compliance Summary – Chart



Category B Non-Compliance Summary – Data Table

LDSO	Cat B	DA Accepted	DA Awaiting Confirmation	DA Cancelled
LDSO01	74	33	1	
LDSO02	79	47		2
LDSO03	34	12	3	
LDSO04	3	1		
LDSO05	19	10		1
LDSO06	3	1		
LDSO07	30	13	1	3
LDSO08	3	1		
LDSO09	56	20		2
LDSO10	85	44	1	9
LDSO11	66	36	4	3
LDSO12	6	2		
LDSO13	57	22	2	
LDSO14	57	22		1
LDSO15	3	1		
LDSO16	37	16	4	
LDSO17	96	39	4	6
LDSO18	24	17		1
LDSO19	36	23		
LDSO20	12	4		1
LDSO21	6	2		
LDSO22	38	18		2

### Comments:

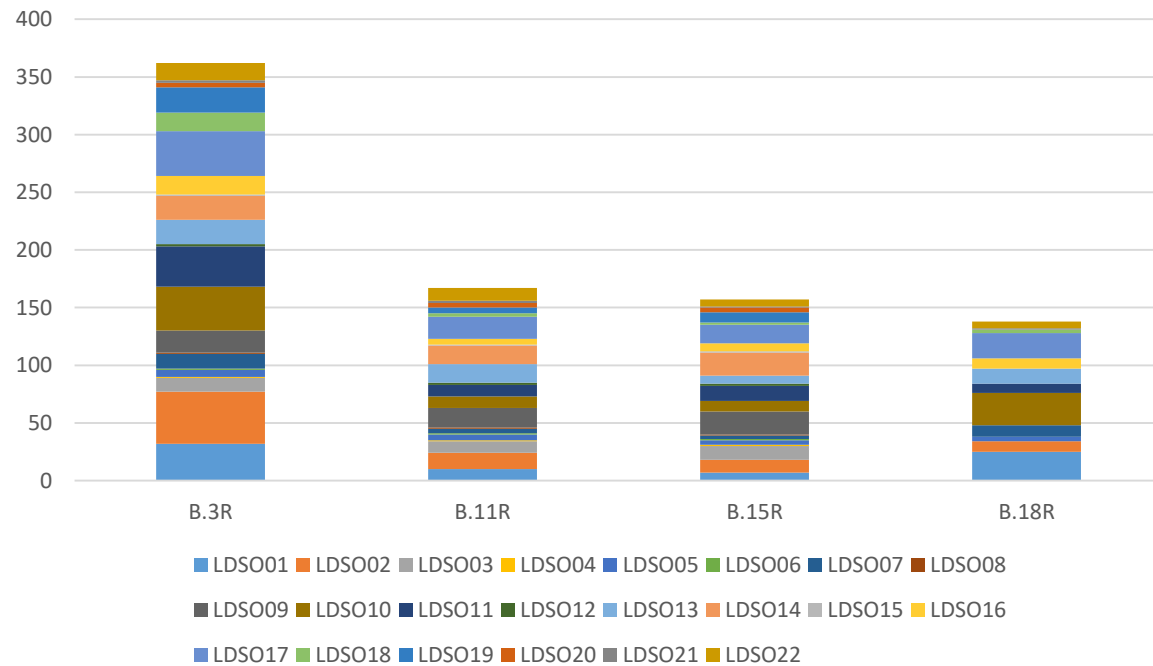
N/A

# Technical Assurance of Metering (TAM) – HHDC Category B Non-Compliance Summary (2)

## Desktop Audits – Measurement Class C

2020/2021 Audit Year

Category B Non-Compliance Summary – Chart



Category B Non-Compliance Summary – Data Table

LDSO	B.3R Single Line Diagram not provided	B.11R Commissioning record (part 1) not provided (Post Nov 2018)	B.15R Missing D0215	B.18R Missing fields in the D0215 flow
LDSO01	32	10	7	25
LDSO02	45	14	11	9
LDSO03	12	10	12	
LDSO04	1	1	1	
LDSO05	6	5	4	4
LDSO06	1	1	1	
LDSO07	13	4	3	10
LDSO08	1	1	1	
LDSO09	19	17	20	
LDSO10	38	10	9	28

### Comments:

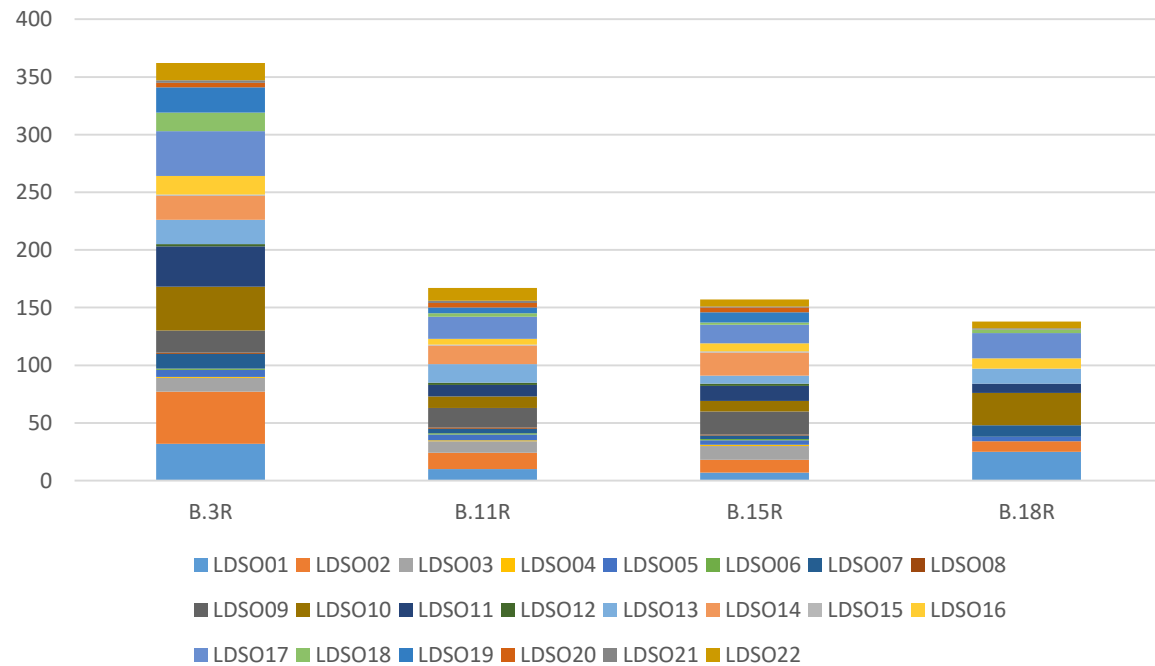
B.3R Single Line Diagram not provided rates do not appear to have improved following the change of responsibility to the LDSO. Commissioning record availability appears significantly higher than MOA submission.

# Technical Assurance of Metering (TAM) – HHDC Category B Non-Compliance Summary (2)

## Desktop Audits – Measurement Class C

2020/2021 Audit Year

Category B Non-Compliance Summary – Chart



Category B Non-Compliance Summary – Data Table

LDSO	B.3R Single Line Diagram not provided	B.11R Commissioning record (part 1) not provided (Post Nov 2018)	B.15R Missing D0215	B.18R Missing fields in the D0215 flow
LDSO11	35	10	13	8
LDSO12	2	2	2	
LDSO13	21	16	7	13
LDSO14	21	16	20	
LDSO15	1	1	1	
LDSO16	16	5	7	9
LDSO17	39	19	16	22
LDSO18	16	3	2	3
LDSO19	22	5	9	
LDSO20	4	4	4	
LDSO21	2	2	1	1
LDSO22	15	11	6	6

### Comments:

N/A