

Technical Assurance Agent

Statistics Report, Operational Year 14: 2020-2021

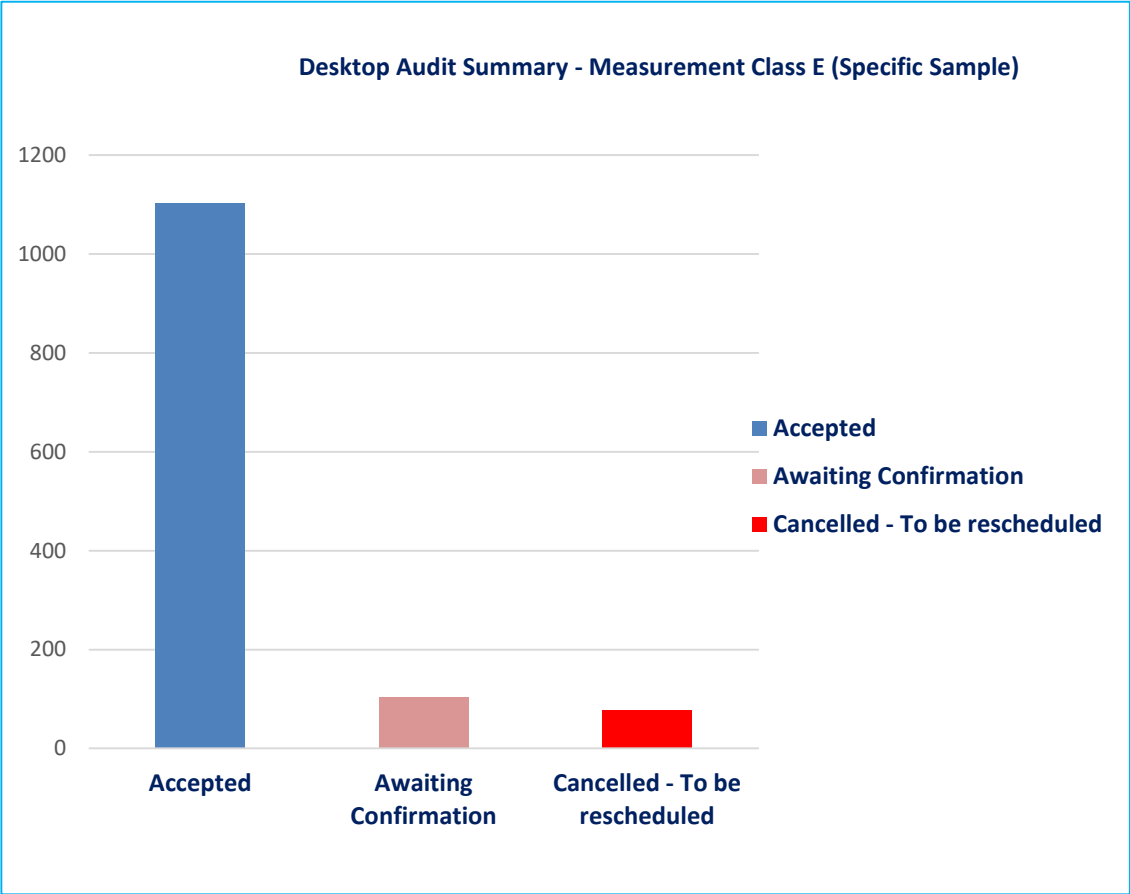
Contents

- Participants Opted in
- **Desktop Audits Measurement Class E Summary**
 - Non-Compliance Summary's by Role
 - Desktop Audits recommended an Onsite Inspection Visit
 - Incorrect Registration
- **Desktop Audits Measurement Class C Summary**
 - Non-Compliance Summary's by Role
 - Desktop Audits recommended an Onsite Inspection Visit
 - Incorrect Registration
- **Central Volume Allocation (CVA)**
 - Main Sample
 - Target Visits (ADR)

Desktop Audits

Measurement Class E

Desktop Audit Summary Measurement Class E

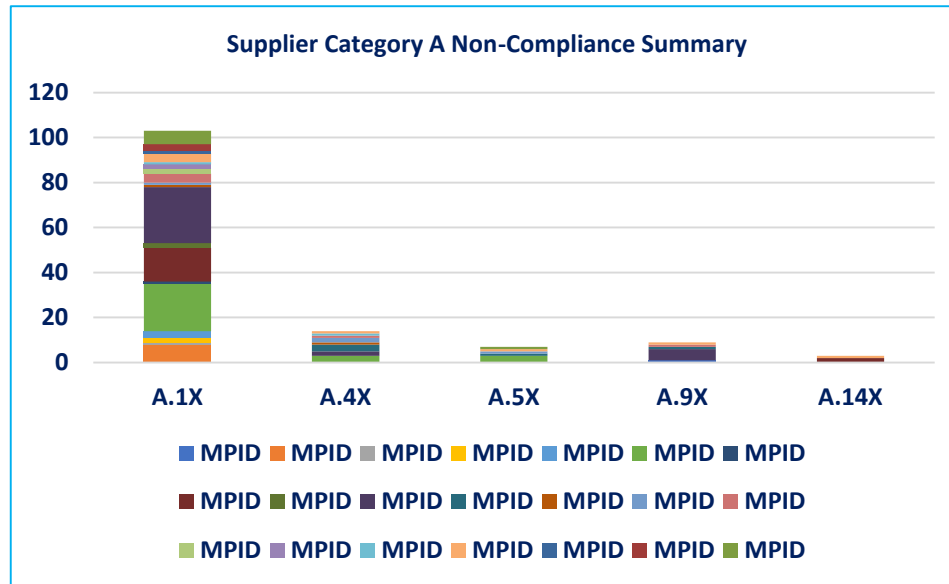


Accepted	Registrant failed to confirm or complete Desktop Audit notification	Cancelled - To be rescheduled	Grand Total
1103	103	78	1284

Comments
Desktop Audits – a new process introduced to supplement Onsite Inspection Visits first agreed by PAB in January 2020.

The TAA completed the first Desktop Audits on Thursday 9th July 2020, Measurement Class E with a selection criteria of Post P283 (BSC modification 6th November 2014).

Supplier Category A Non-Compliance Summary

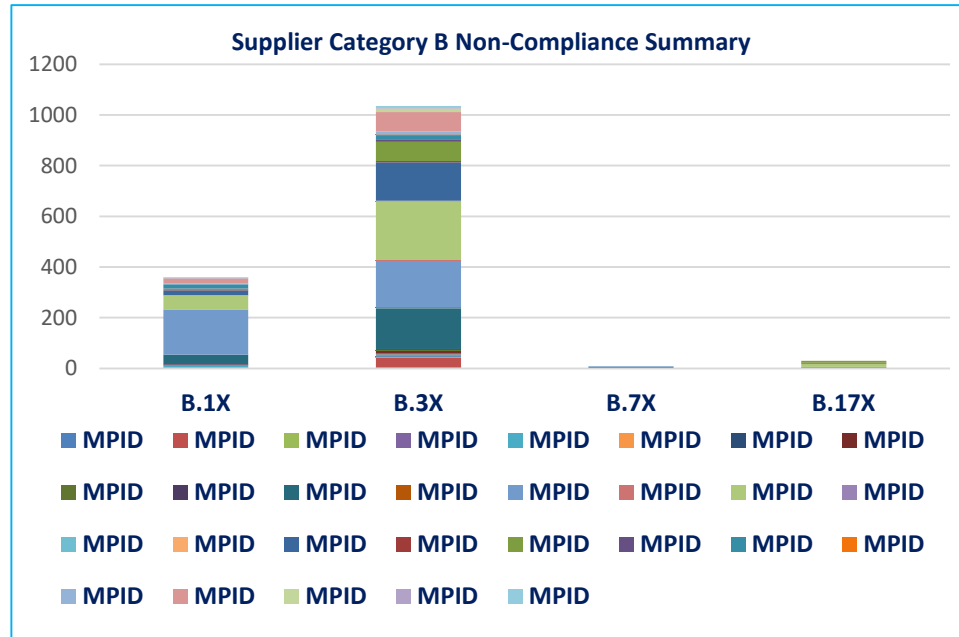


Comments

The table indicates a number of Desktop audits were recorded as Non-compliant reporting A.1X – Registrant failed to confirm Desktop Audit Notification. The TAA can report as Parties became more familiar with the process the number reduced over time.

Supplier	A.1X - Registrant failed to confirm Desktop Audit Notification	A.4X – Measurement Transformer Ratio mismatch	A.5X - Suspect data on Commissioning evidence provided	A.9X - D268 mismatch (standing data)	A.14X - Number of Circuits mismatch
MPID				1	
MPID	8				
MPID	1				
MPID	2				
MPID	3				
MPID	21	3	3		
MPID	1				
MPID	15				2
MPID	2				
MPID	25	2		5	
MPID		3	1	1	
MPID	1	1			
MPID	1	2	1		
MPID	4	1		1	
MPID	2				
MPID	2				
MPID	1	1			
MPID	4	1	1	1	1
MPID	1				
MPID	3				
MPID	6		1		
Grand Total	103	14	7	9	3

Supplier Category B Non-Compliance Summary



Comments

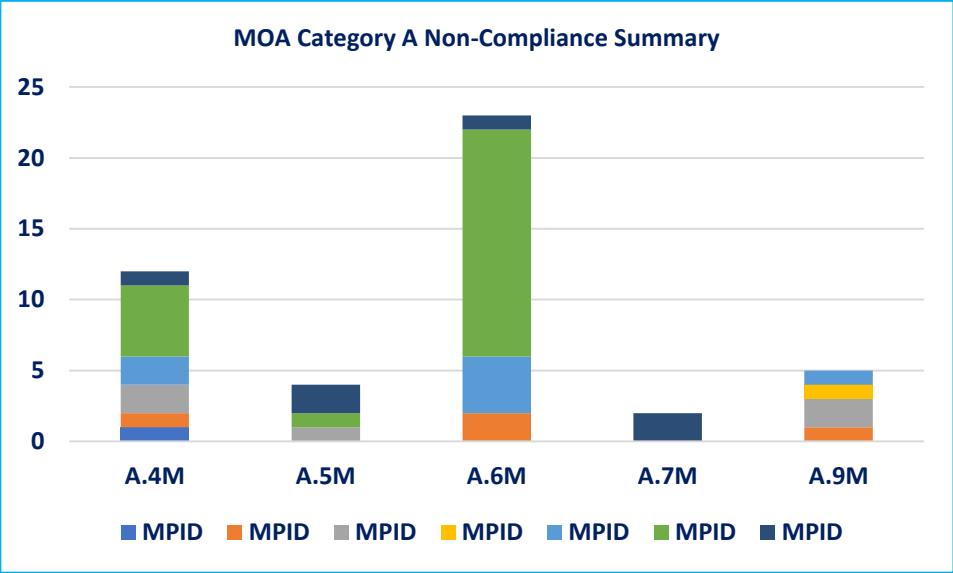
Although the TAA reported **360 B.1X's** for D268 not submitted by the Supplier, the TAA recorded the following observations as the underlying issues as below:-

The breakdown for B1X non-compliance comprises:-

- D0268 not provided
- Incorrect applied CoP
- Measurement Class anomalies
- Mismatch in appointed agents for import/export Metering Systems

Supplier	B.1X – D268 not provided	B.3X – SLD not provided	B.7X – Allocation Schedule not provided	B.17X – D268 mismatch (non-key fields)
MPID	2	2		
MPID	2	41		1
MPID		2		
MPID		1		
MPID	6	8		
MPID	1	1		
MPID	1	4		
MPID	2	12		
MPID		2		
MPID	3	3		
MPID	37	161	6	3
MPID		3		
MPID	177	187	2	2
MPID		1		
MPID	56	228		13
MPID		1		
MPID	1	1		
MPID	1	3		
MPID	19	152		2
MPID	1	5		1
MPID	5	76		8
MPID	1	8		
MPID	17	19		
MPID		1		
MPID	2	13		
MPID	20	77		
MPID	1	14		
MPID	3	4		
MPID	2	6		
Grand Total	360	1036	8	30

HHMOA Category A Non-Compliance Summary

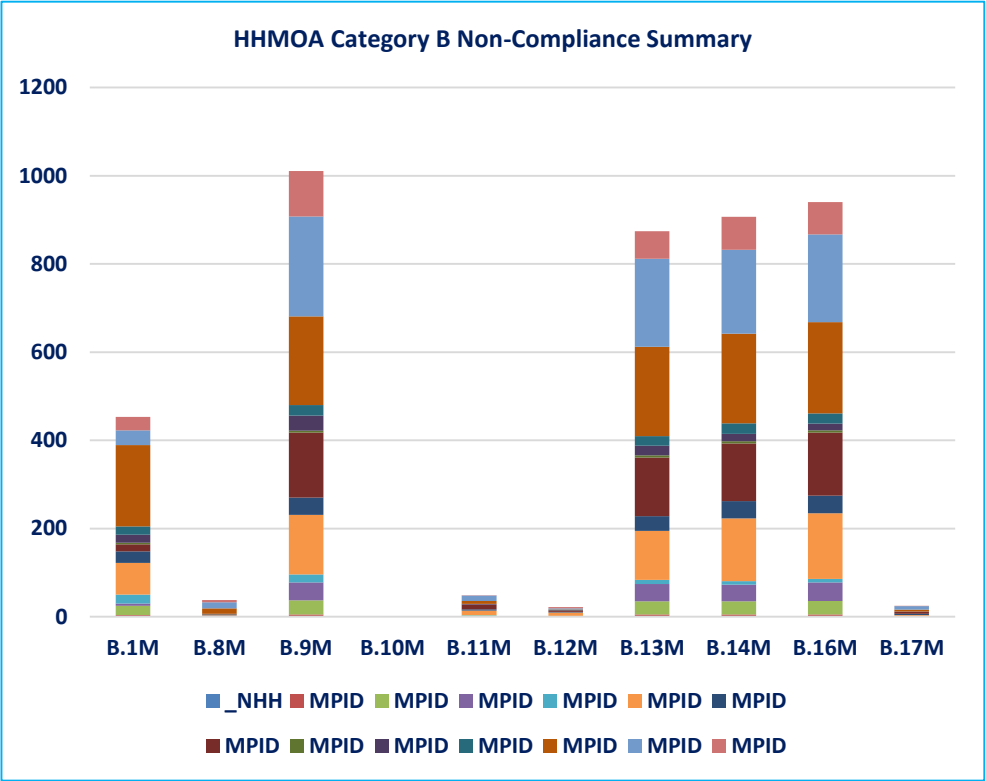


MOA	A.4M - Measurement Transformer ratio mismatch	A.5M - Suspect data on Commissioning evidence provided	A.6M - Settlement data mismatch	A.7M - Overall Accuracy outside of limits	A.9M - D268 mismatch (key fields)
MPID	1				
MPID	1		2		1
MPID	2	1			2
MPID					1
MPID	2		4		1
MPID	5	1	16		
MPID	1	2	1	2	
Grand Total	12	4	23	2	5

Comments

- Settlement Data mismatches- found when comparing both DC and MOA half hourly data extracts over a similar date and time duration.

HHMOA Category B Non-Compliance Summary (1 of 2)



Comments

The TAA reports **1,011 B.9M** non-compliances for Settlement data not provided.

The TAA recorded the following observations for the **1,011** Data submissions that have been found and reported as **B.9** as follows;

B.9M Non-compliance observations

- Half hourly data formatting issues.
- Half hourly data time/date mismatch.
- Units of Measurement not consistent with the DTA WI.
- Insufficient data intervals.
- Data submission not traceable to Settlement Meter.
- Half hourly data submission has no declared Unit of Measurement.
- Alarm/Event flag not clarified.
- Submission contains no data.

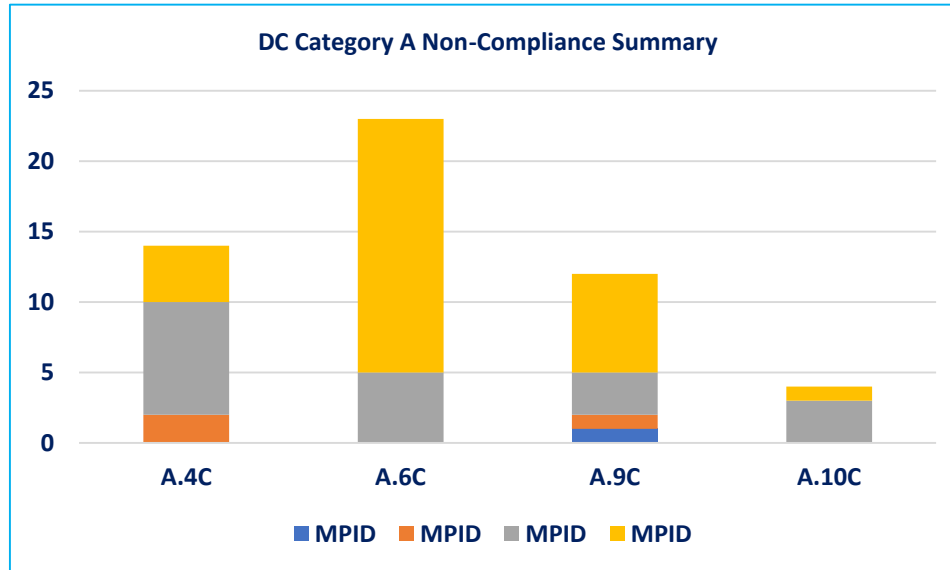
HHMOA Category B Non-Compliance Summary (2 of 2)

MOP	B.1M – D268 not provided	B.8M – Request for MS investigation (D0001) & fault resolution report (D0002) not provided	B.9M – Settlement Data (3 days) not provided	B.10M – Compensation figures not provided (where app)	B.11M – Commissioning record (P1) not provided (Post Nov 2018)	B.12M - Commissioning record (P1) not provided (Pre Nov 2018)	B.13M – Commissioning record (P2) not provided	B.14M – CT/VT Certs/supporting evidence for Overall Accuracy calc. not provided	B.16M – Overall Accuracy calculation not provided	B.17M – D268 mismatch (non-key fields)
_NHH			1				1	1	1	
MPID	4		4				4	4	4	
MPID	21		32		3	1	30	30	31	
MPID	5	1	41			1	39	38	42	1
MPID	20		18		1		10	8	8	1
MPID	72	2	135		10	8	111	142	149	2
MPID	26	1	39		3	1	33	39	40	3
MPID	16	1	148	1	11	4	133	131	143	4
MPID	4	1	4				5	5	5	
MPID	18	1	34		1		22	17	15	1
MPID	19		24			1	22	24	23	
MPID	184	12	201		7	1	202	203	207	4
MPID	34	14	227		12	2	200	190	199	8
MPID	30	5	103		1	3	62	75	73	1
Grand Total	453	38	1011	1	49	22	874	907	940	25

Comments

- Incorrect Measurement Class Registration at Import and Export Sites
- Overall Accuracy, low in MOA's due to poor record availability
- Commissioning records high levels of Non-Compliance
- Settlement Data mismatches
 - DCs failed to submit evidence in 26% of Desktop Audits and
 - MOAs failed in 66% of Desktop Audits.
- Known Faults with metering systems, evidence points to poor communications between Suppliers and agents.

HHDC Category A Non-Compliance Summary

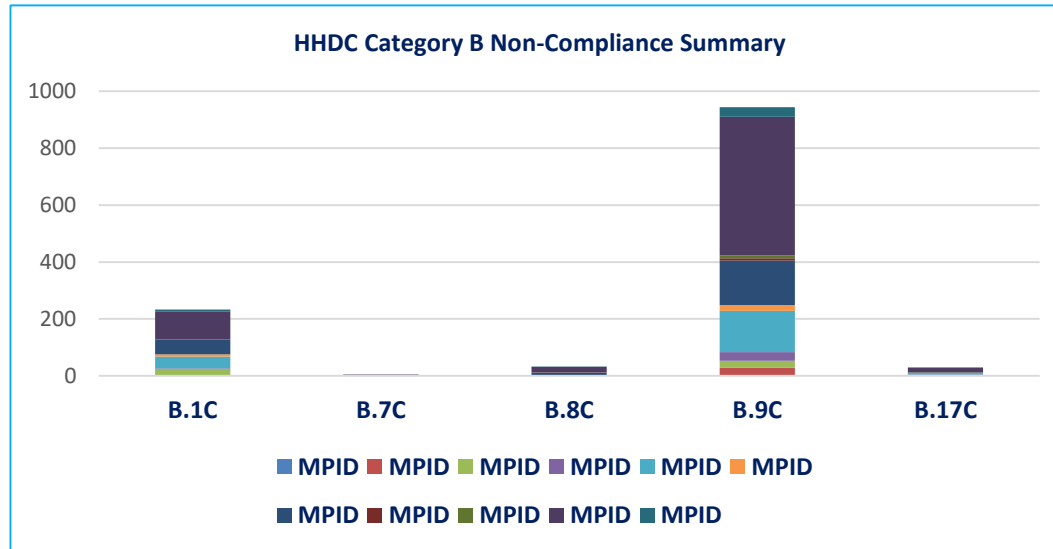


Data Collector	A.4C - Measurement transformer ratio mismatch	A.6C - HH Consumption Data	A.9C - D0268 Data Flow	A.10C - HH Consumption Data
MPID			1	
MPID	2		1	
MPID	8	5	3	3
MPID	4	18	7	1
TOTAL	14	23	12	4

Comments

- Settlement Data mismatches- found when comparing both DC and MOA half hourly data extracts over a similar date and time duration
- UKDC have a large proportion of market share therefore the results are proportionate/scalable.

HHDC Category B Non-Compliance Summary



HHDC	B.1C – D268 not provided	B.7C – Allocation Schedule not provided	B.8C – Request for MS investigation (D0001) & fault resolution report (D0002) not provided	B.9C Settlement data (3 days) not provided	B.17C – D268 mismatch (non-key fields)
MPID				2	
MPID	3			26	
MPID	20			25	1
MPID	3			31	4
MPID	42	2	1	145	4
MPID	8		1	20	
MPID	50		10	156	3
MPID			1	8	
MPID	1			10	1
MPID	98	3	19	487	17
MPID	8		1	34	
Grand Total	233	5	33	944	30

Comments

The TAA reported **233 B.1C'S** - D0268 not provided and recorded the following observations; -

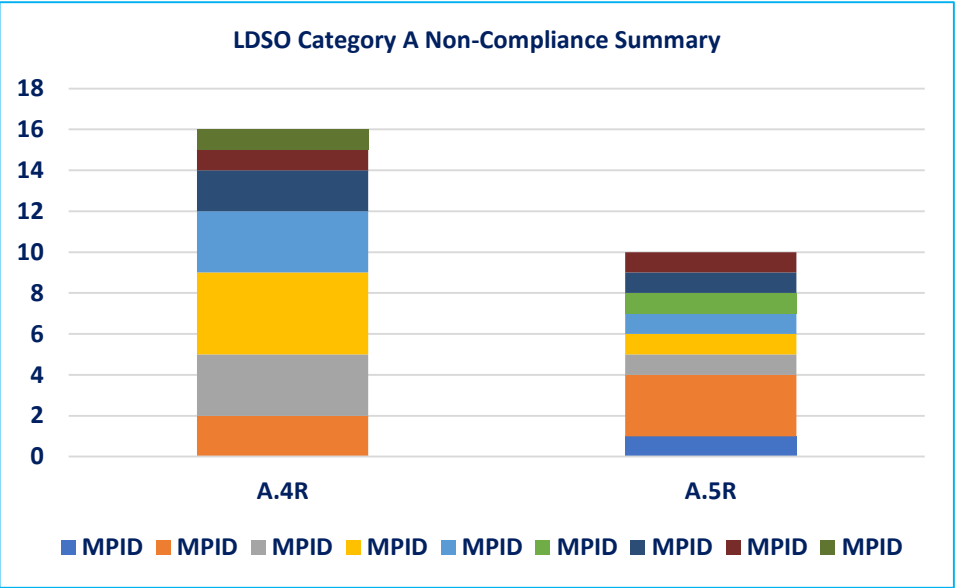
- D0268 not provided.
- Incorrect applied CoP.
- Measurement Class anomalies.
- Mismatch in appointed agents for import/export MS.

The TAA reported **944 B.9C** Non-compliances and record the following observations in support:-

- Insufficient data received to complete Mini-mar (Cumulative advance).
- Half hourly data formatting issues.
- Half hourly data time/date mismatch.
- Units of Measurement not consistent with the DTA WI.
- Insufficient data intervals.
- Data submission not traceable to Settlement Meter.
- Half hourly data submission has no declared Unit of Measurement.
- Alarm/Event flag not clarified.
- Submission contains no data.

The TAA believes the resulting B.7C non-compliances are probably not valid and have been reported due to Supplier administration/understanding of a Shared Metering System.

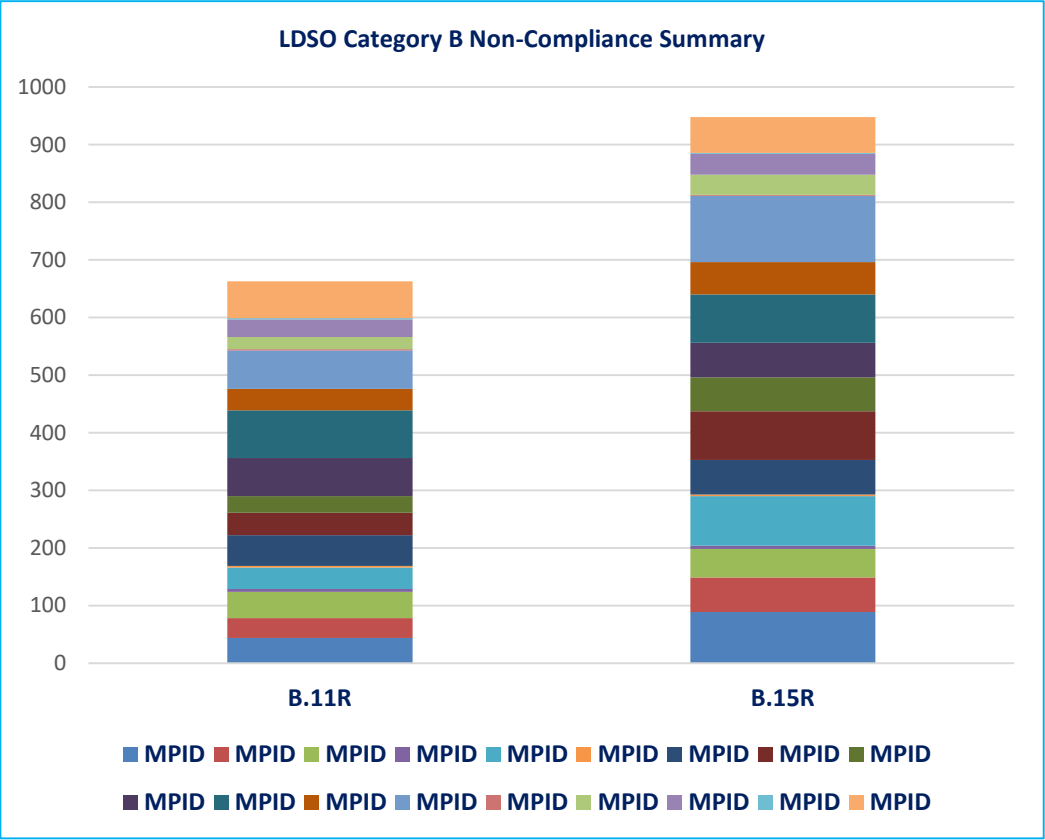
LDSO Category A Non-Compliance Summary



Distributor	A.4R - Measurement transformer ratio mismatch	A.5R - Suspect data on Commissioning evidence provided
MPID		1
MPID	2	3
MPID	3	1
MPID	4	1
MPID	3	1
MPID		1
MPID	2	1
MPID	1	1
MPID	1	
TOTAL	16	10

Comments
The TAA reports **10** Non-compliances for **A.5R** indicating the LDSO commissioning to be incorrect; the recorded ratio checks do not provide assurance as to the connected Metering Equipment ratio.

LDSO Category B Non-Compliance Summary



Comments

The TAA reports **663 B.11R** non-compliances noting the following observations:-

- Commissioning not provided.
- Commissioning incomplete.
- Commissioning incorrect.
- Incorrect fuse rating utilised/recorded.
- System burden is greater than that of the CT.
- Commissioning incomplete, commissioning appears to be an offsite test record. CT ratio not confirmed, no test parameters recorded.

The TAA reports **948 B.15R** non-compliances noting the following observations:-

- D0215 not provided.
- D0215 incomplete.
- D0215 Metering System Whole Current. Other party documentation Metering System is Low Voltage CT.
- D0215 Measurement Transformer Ratio not confirmed/incorrect in comparison to other information.

LDSO Category B Non-Compliance Summary

Distributor	B.11R - Commissioning record (part 1) not provided (Post Nov 2018)	B.15R – Missing D0215
MPID	44	89
MPID	34	60
MPID	46	49
MPID	5	6
MPID	37	86
MPID	3	3
MPID	53	60
MPID	39	84
MPID	29	59
MPID	66	60
MPID	83	84
MPID	37	56
MPID	67	115
MPID	2	2
MPID	21	35
MPID	31	36
MPID	2	2
MPID	64	62
TOTAL	663	948

Comments

Extremely high volumes of D0215 related non-compliances

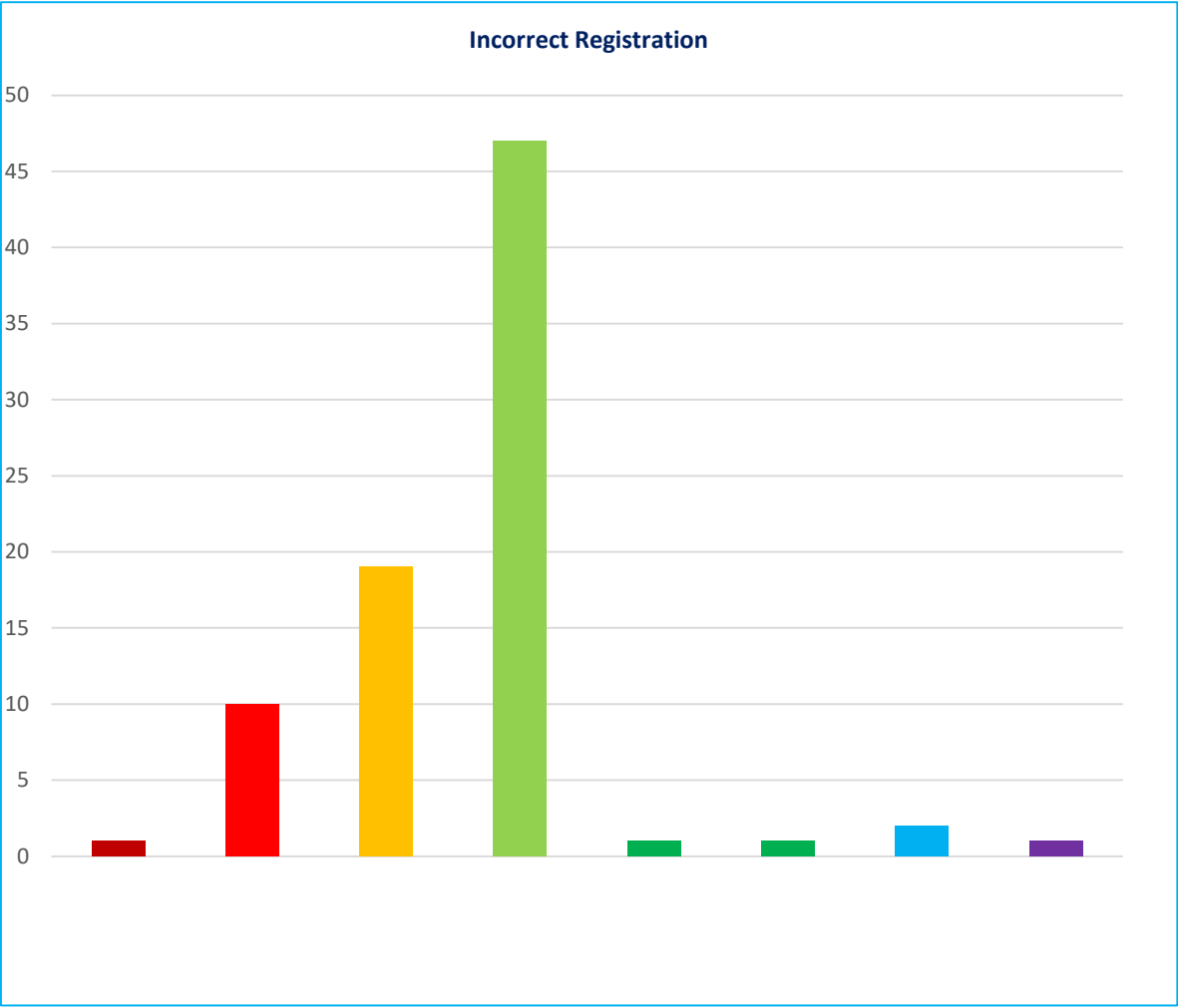
Desktop Audits Recommended for an Onsite Inspection

Visit Reference	MPAN	Supplier	MOA	LDSO	GSP Group	Address
XXXX	XXXXXXXXXXXX	MPID	MPID	MPID	_F Northern	BARN, CHILLINGHAM NEWTOWN FARM, WEST LILBURN, ALNWICK, NORTHUMBERLAND, NE66 4PR
XXXX	XXXXXXXXXXXX	MPID	MPID	MPID	_M Yorkshire	DALE TOP FARM, RACE LANE, WOOTTON, ULCEBY, DN39 6RF
XXXX	XXXXXXXXXXXX	MPID	MPID	MPID	_P North Scotland	UNIT 7A, INTERNATIONAL AVENUE, ABZ BUSINESS PARK, DYCE, ABERDEEN, AB21 0BH
XXXX	XXXXXXXXXXXX	MPID	MPID	MPID	_B East Midlands	1, CASTLEWARD COURT, TRINITY WALK, DERBY, DE1 2JY
XXXX	XXXXXXXXXXXX	MPID	MPID	MPID	_P North Scotland	WEST CAIRNBEG WIND, WEST CAIRNBEG FARM, (EBW285A01), LAURENCEKIRK, KINCARDINESHIRE, AB30 1SR
XXXX	XXXXXXXXXXXX	MPID	MPID	MPID	_L South Western	INWOOD CARAVAN SITE, INWOOD FARM, NETHER STOWEY, BRIDGWATER, TA5 1HY
XXXX	XXXXXXXXXXXX	MPID	MPID	MPID	_E Midlands	UNIT 24 BIRMINGHAM SHOPPING CENTRE, STEPHENSON STREET, BIRMINGHAM, B2 4DH
XXXX	XXXXXXXXXXXX	MPID	MPID	MPID	_E Midlands	IMPORT MAPN, YORKLEY COURT FARM, YORKLEY, GLOUCESTERSHIRE, GL15 4TY
XXXX	XXXXXXXXXXXX	MPID	MPID	MPID	_E Midlands	100-101, HIGH STREET, WORCESTER, WR1 2HW
XXXX	XXXXXXXXXXXX	MPID	MPID	MPID	_K South Wales	CAR PARK, THE RHIW, BRIDGEND, CF31 3BN
XXXX	XXXXXXXXXXXX	MPID	MPID	MPID	_C London	TEMPORARY BUILDERS SUPPLY, WHITELEYS SHOPPING CENTRE;151, QUEENSWAY, LONDON, W2 4YL
XXXX	XXXXXXXXXXXX	MPID	MPID	MPID	_B East Midlands	UNIT 15 MEER END, HALLAM FIELDS INDUSTRIAL, BIRSTALL, LEICESTER, LE4 3EH
XXXX	XXXXXXXXXXXX	MPID	MPID	MPID	_C London	CLAPHAM NORTH ART CENTRE, 26-32, VOLTAIRE ROAD, LONDON, SW4 6DH
XXXX	XXXXXXXXXXXX	MPID	MPID	MPID	_E Midlands	PCLP, PARADISE CIRCUS, QUEENSWAY, BIRMINGHAM, B1 2DT
XXXX	XXXXXXXXXXXX	MPID	MPID	MPID	_K South Wales	RETAIL UNIT, THE RHIW, BRIDGEND, CF31 3BN
XXXX	XXXXXXXXXXXX	MPID	MPID	MPID	_A Eastern	SECONDARY SUPPLY, 6, WEAVER WALK, WEMBLEY, HA9 0GX
XXXX	XXXXXXXXXXXX	MPID	MPID	MPID	_J South Eastern	FERRING COUNTRY PARK, RIFE WAY, FERRING, WORTHING, BN12 5JZ
XXXX	XXXXXXXXXXXX	MPID	MPID	MPID	_L South Western	2, WERSTAN ROAD, OFF LONDON ROAD, CLYST HONITON, EXETER, EX5 2FU
XXXX	XXXXXXXXXXXX	MPID	MPID	MPID	_C London	ENERGY CENTRE, 1, COOKE CLOSE, LONDON, SE2 9BW

Comments

Onsite audit recommendations are made (to Elexon) where the auditor has concerns regarding Settlement that can only be resolved by viewing the Metering System.

Incorrect Measurement Class Registration



Supplier	Total
MPID	1
MPID	10
MPID	19
MPID	47
MPID	1
MPID	1
MPID	2
MPID	1
TOTAL	82

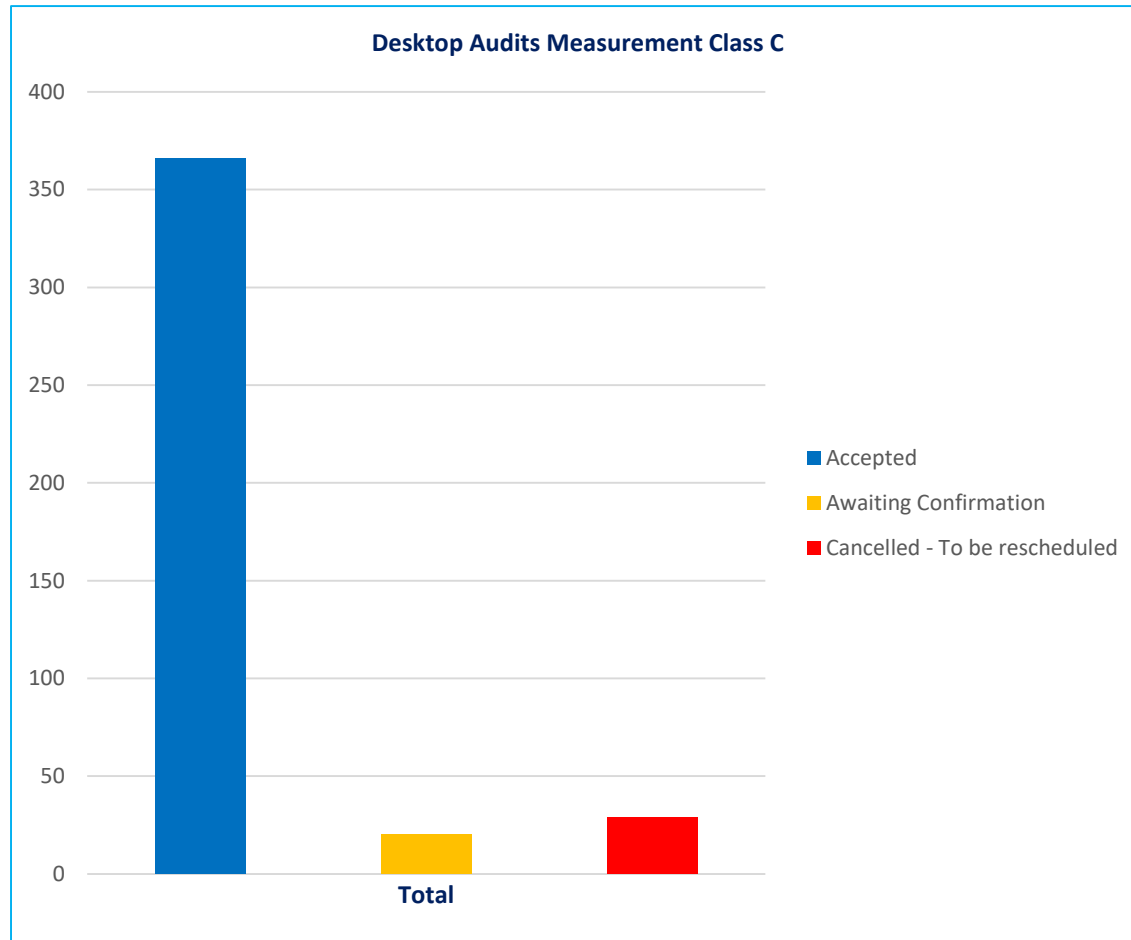
Comments

- The associated non-compliances have been raised as a result of Supplier failure to adhere to P339*

* Export Metering Systems shall be allocated the same Measurement Class as the associated Import Metering System where both are Settled on a half hourly basis.

Desktop Audits Measurement Class C

Desktop Audit Summary Measurement Class C

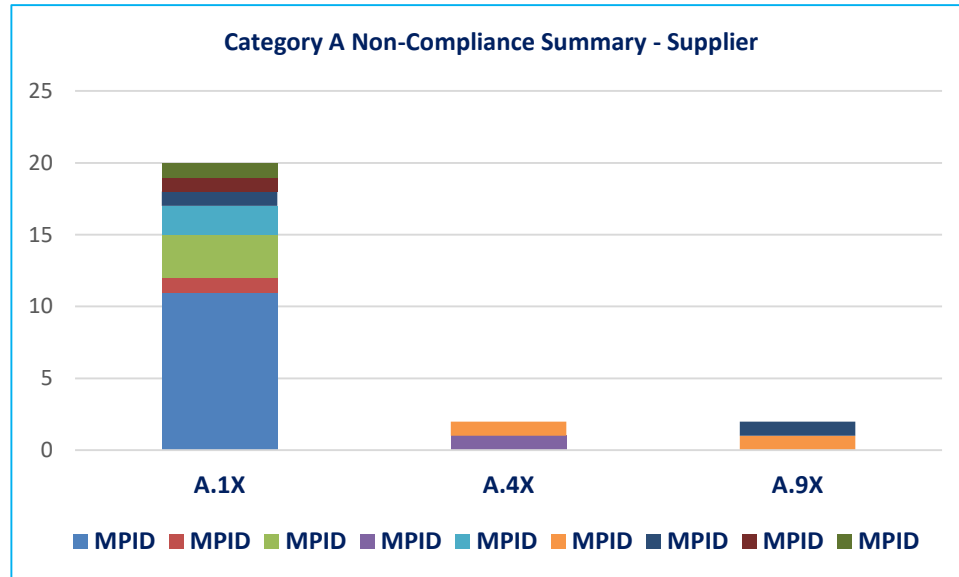


Accepted	Awaiting Confirmation	Cancelled	Grand Total
366	20	29	415

Comments

- From 1st February 2021, Elexon introduced Measurement Class C into Desktop Audits following changes made to TAAMT in January 2021 to accommodate

Supplier Category A Non-Compliance Summary

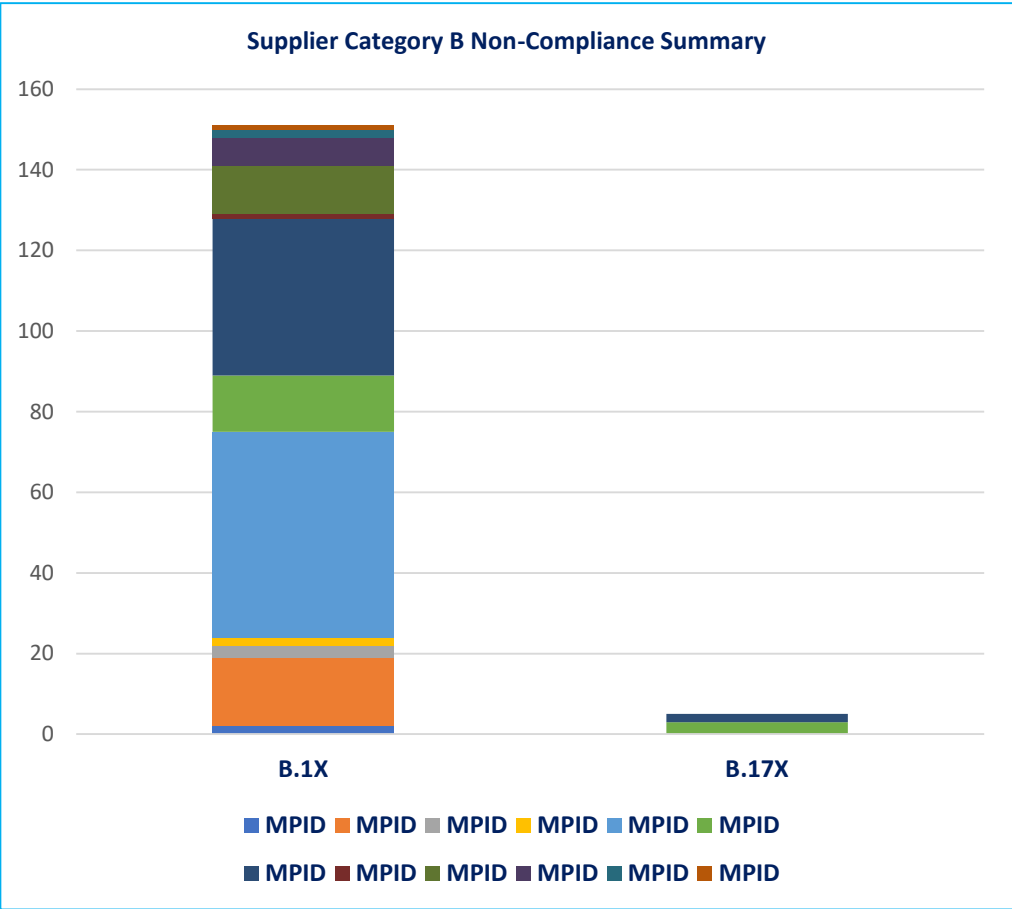


Supplier	A.1X - Registrant failed to confirm or complete Desktop Audit notification	A.4X - Measurement transformer ratio mismatch	A.9X - D0268 mismatch (key fields)
MPID	11		
MPID	1		
MPID	3		
MPID		1	
MPID	2		
MPID		1	1
MPID	1		1
MPID	1		
MPID	1		
TOTAL	20	2	2

Comments

- The number of **A.1X** non-compliances reported for Measurement Class C was notably smaller than that reported for Measurement Class E. Over time and with support from Elexon & the TAA Suppliers became more familiar with the process.

Supplier Category B Non-Compliance Summary

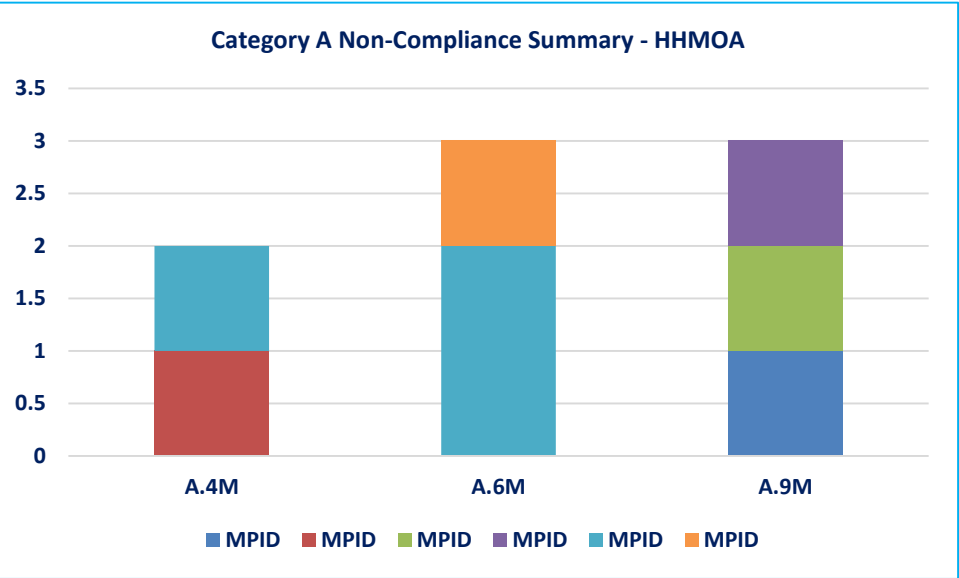


Supplier	B.1X - D0268 Data Flow	B.17X - D0268 mismatch (non-key fields)
MPID	2	
MPID	17	
MPID	3	
MPID	2	
MPID	51	
MPID	14	3
MPID	39	2
MPID	1	
MPID	12	
MPID	7	
MPID	2	
MPID	1	
TOTALS	151	5

Comments

- In support of the **151 B.1X** non-compliance D268 not provided, the TAA made the following observations:-
 - D0268 not provided
 - Incorrect applied CoP
 - Measurement Class anomalies
 - Mismatch in appointed agents for import/export Metering Systems

HHMOA Category A Non-Compliance Summary

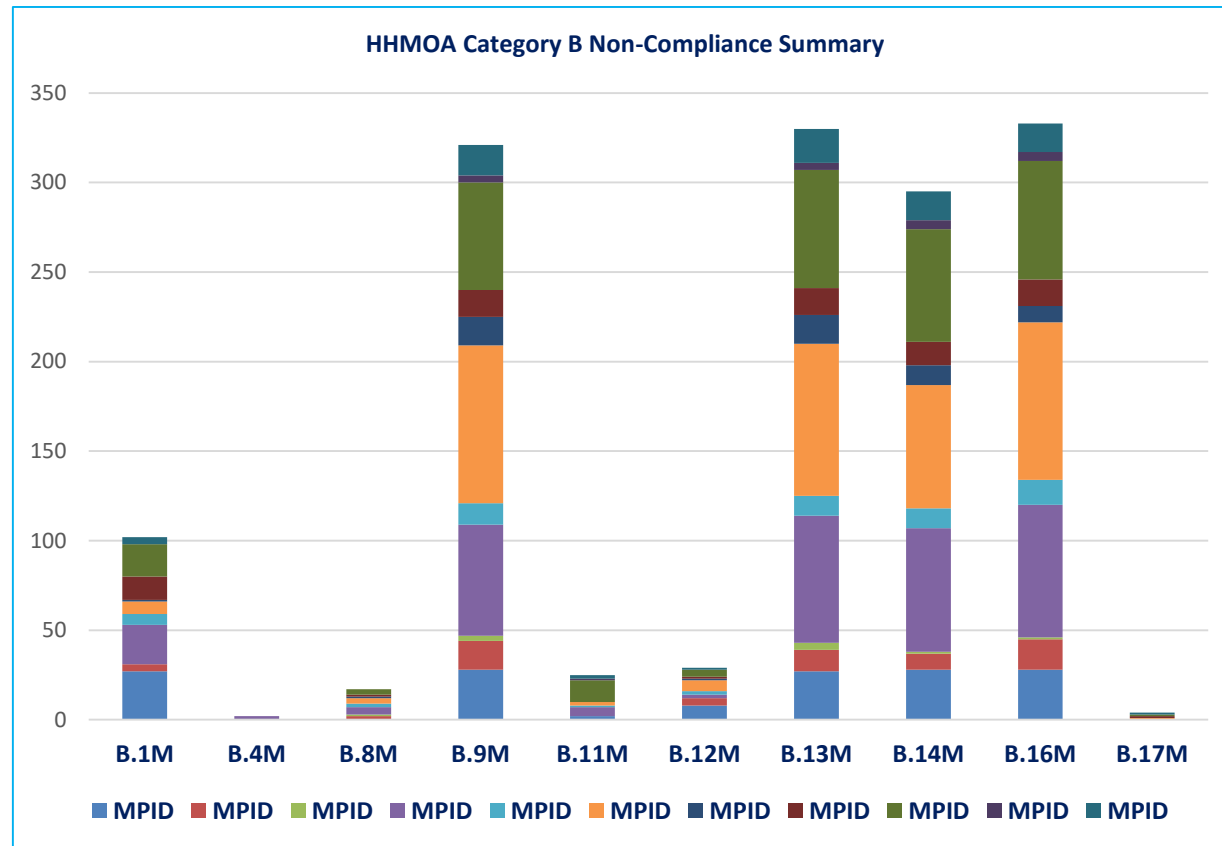


HHMOA	A.4M - Measurement Transformer ratio mismatch	A.6M - Settlement data mismatch	A.9M - D268 mismatch (key fields)
MPID			1
MPID	1		
MPID			1
MPID			
MPID			1
MPID	1	2	
MPID		1	
TOTAL	2	3	3

Comments

- Settlement Data mismatches- found when comparing both DC and MOA half hourly data extracts over a similar date and time duration.

HHMOA Category B Non-Compliance Summary (1 of 2)



Comments

The **B.1M**, D0268 not provided includes a supporting observation for mismatch in appointed agents for import/export Metering Systems, P339.

The TAA reports the following observations in support of the **321 B.9M** non-compliances reported for Settlement data (3 days):-

- Half hourly data formatting issues.
- Half hourly data time/date mismatch.
- Units of Measurement not consistent with the DTA WI.
- Insufficient data intervals.
- Data submission not traceable to Settlement Meter.
- Half hourly data submission has no declared Unit of Measurement.
- Alarm/Event flag not clarified.
- Submission contains no data.
- Insufficient data received to complete Mini-mar (Cumulative advance)

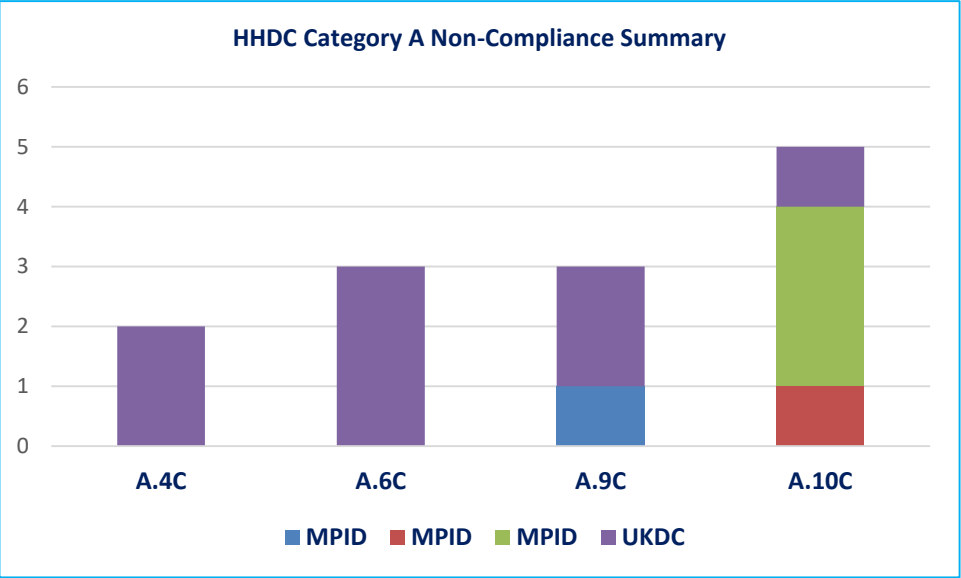
HHMOA Category B Non-Compliance Summary (2 of 2)

MOP	B.1M - D0268 not provided	B.4M - Complex Site Supplementary Information form not provided	B.8M - Request for Metering System investigation (D0001) and fault resolution report (D0002) not provided	B.9M - Settlement data (3 days) not provided	B.11M - Commissioning record (part 1) not provided (Pre Nov 2018)	B.12M - Commissioning record (part 1) not provided (Post Nov 2018)	B.13M - Commissioning record (part 2) not provided	B.14M - CT/VT Certificates or supporting evidence for overall accuracy calculation not provided	B.16M - Overall accuracy calculation not provided	B.17M - D0268 mismatch (non-key fields)
MPID	27			28	2	8	27	28	28	
MPID	4		2	16		4	12	9	17	
MPID			1	3			4	1	1	
MPID	22	2	4	62	5	2	71	69	74	
MPID	6		2	12	1	2	11	11	14	
MPID	7		3	88	2	6	85	69	88	1
MPID	1		1	16		1	16	11	9	
MPID	13		1	15		1	15	13	15	1
MPID	18		3	60	12	4	66	63	66	1
MPID				4	1		4	5	5	
MPID	4			17	2	1	19	16	16	1
TOTAL	102	2	17	321	25	29	330	295	333	4

Comments

- Overall Accuracy, low in MOPS due to poor record availability
- Commissioning records high levels of Non-Compliance
- Settlement Data mismatches
 - DCs failed to submit evidence in 26% of Desktop Audits and
 - MOAs failed in 66% of Desktop Audits.
- Known Faults with metering systems, evidence points to poor communications between Suppliers and agents.

HHDC Category A Non-Compliance Summary

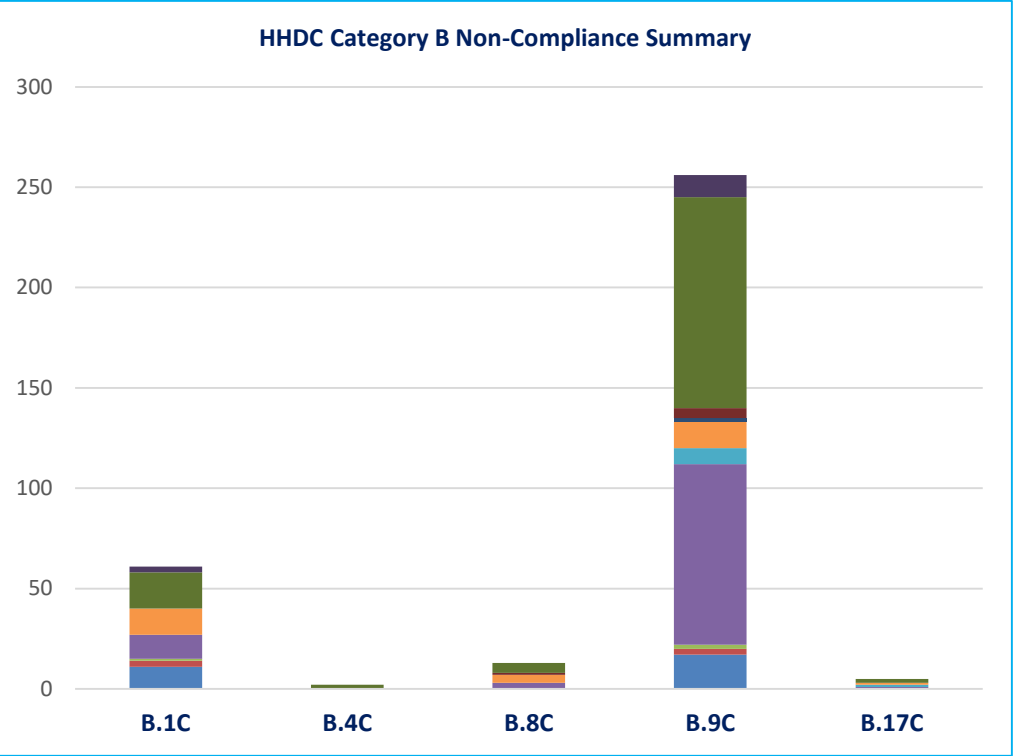


HHDC	A.4C - Measurement transformer ratio mismatch	A.6C - Settlement data mismatch	A.9C - D0268 mismatch (key fields)	A.10C - Mini-Mar is outside of tolerance
NATP			1	
MPID				1
MPID				3
MPID	2	3	2	1
TOTAL	2	3	3	5

Comments

- Settlement Data mismatches- found when comparing both DC and MOA half hourly data extracts over a similar date and time duration.

HHDC Category B Non-Compliance Summary



Comments

The TAA reports **61 B.1C** non-compliance for **D0268** not provided, the following observations were recorded by TAA in support:-

- D0268 not provided.
- Incorrect applied CoP.
- Measurement Class anomalies.
- Mismatch in appointed agents for import/export MS.

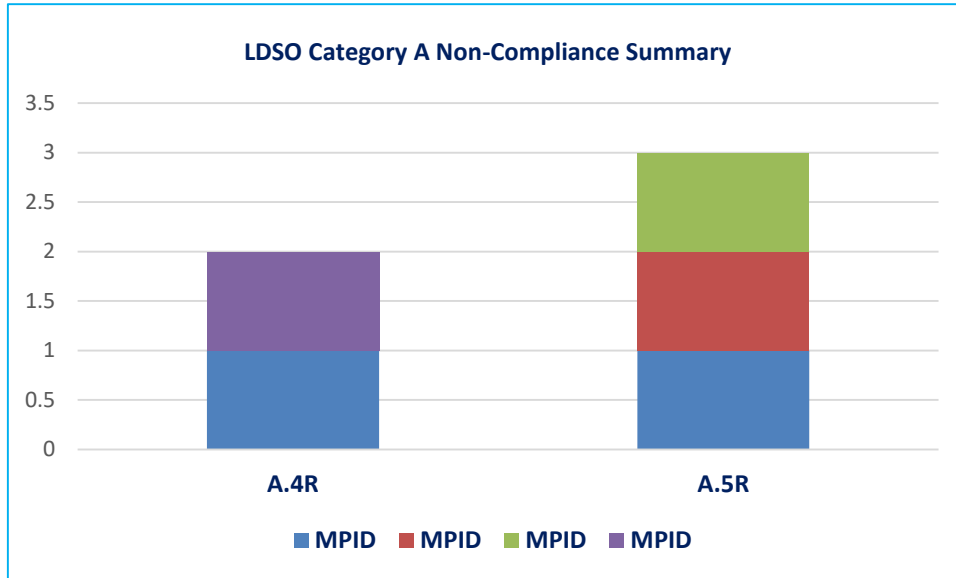
The TAA reports **256 B.9C** Settlement data (3 days) not provided and made the following observations in support:

- Insufficient data received to complete Mini-mar (Cumulative advance).
- Half hourly data formatting issues.
- Half hourly data time/date mismatch.
- Units of Measurement not consistent with the DTA WI.
- Insufficient data intervals.
- Data submission not traceable to Settlement Meter.
- Half hourly data submission has no declared Unit of Measurement.
- Alarm/Event flag not clarified.
- Submission contains no data.

HHDC Category B Non-Compliance Summary

HHDC	B.1C - D0268 not provided	B.4C - Complex Site Supplementary Information form not provided	B.8C - Request for Metering System investigation (D0001) and fault resolution report (D0002) not provided	B.9C - Settlement data (3 days) not provided	B.17C - D0268 mismatch (non-key fields)
MPID	11			17	
MPID	3			3	
MPID	1			2	
MPID	12		3	90	1
MPID				8	1
MPID	13		4	13	1
MPID				2	
MPID			1	5	
MPID	18	2	5	105	2
MPID	3			11	
TOTAL	61	2	13	256	5

LDSO Category A Non-Compliance Summary

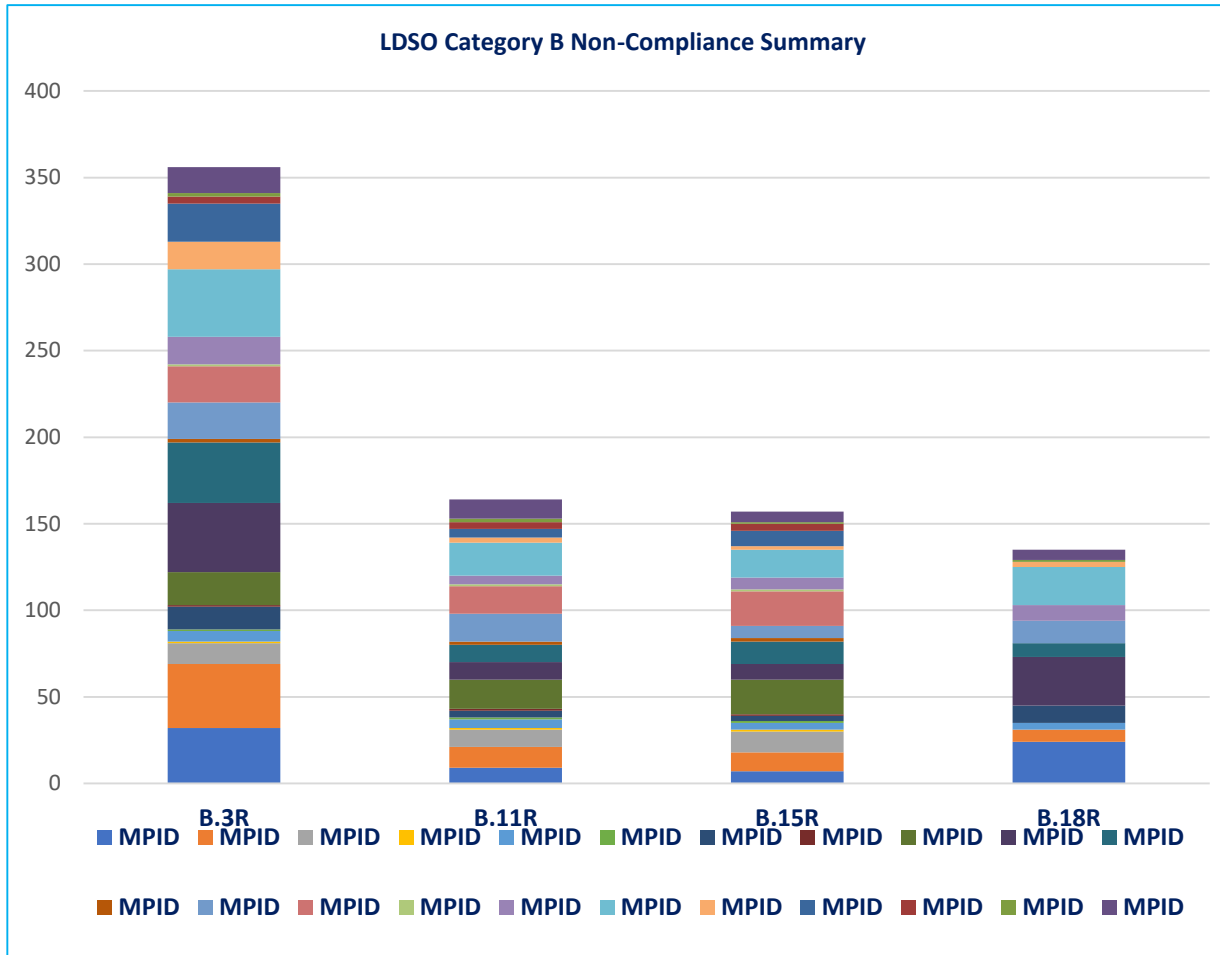


LDSO	A.4R - Measurement transformer ratio mismatch	A.5R - Suspect data on Commissioning evidence provided
MPID	1	1
MPID		1
MPID		1
MPID	1	
TOTAL	2	3

Comments

- **A.5R** non-compliance reporting highlights LDSO commissioning is incorrect; the recorded ratio checks do not provide assurance as to the connected Metering Equipment ratio.

LDSO Category B Non-Compliance Summary



Comments

Measurement Class C Metering Systems were introduced into the Desktop Audit process 1st February 2021. Non-compliance reporting for the Single Line Diagram was removed from the Supplier to the LDSO after discussions with TAMEG

The TAA reports the following observations in support of **B.11R** Commissioning record (part 1) not provided (Post Nov 2018);

- Commissioning not provided.
- Commissioning incomplete.
- Commissioning incorrect.
- Incorrect fuse rating utilised/recorded.
- System burden is greater than that of the CT.
- Commissioning incomplete, commissioning appears to be an offsite test record. CT ratio not confirmed, no test parameters recorded.

As part of the changes made to TAAMT in January 2021, Elexon introduced an additional non-compliance, **B.18R** which directly reports missing fields in the D0215

LDSO Category B Non-Compliance Summary

LDSO	B.3R - Single Line Diagram not provided	B.11R - Commissioning record (part 1) not provided (Post Nov 2018)	B.15R - Missing D0215	B.18R - Missing fields in the D0215 flow
MPID	32	9	7	24
MPID	37	12	11	7
MPID	12	10	12	
MPID	1	1	1	
MPID	6	5	4	4
MPID	1	1	1	
MPID	13	4	3	10
MPID	1	1	1	
MPID	19	17	20	
MPID	40	10	9	28
MPID	35	10	13	8
MPID	2	2	2	
MPID	21	16	7	13
MPID	21	16	20	
MPID	1	1	1	
MPID	16	5	7	9
MPID	39	19	16	22
MPID	16	3	2	3
MPID	22	5	9	
MPID	4	4	4	
MPID	2	2	1	1
MPID	15	11	6	6
TOTAL	356	164	157	135

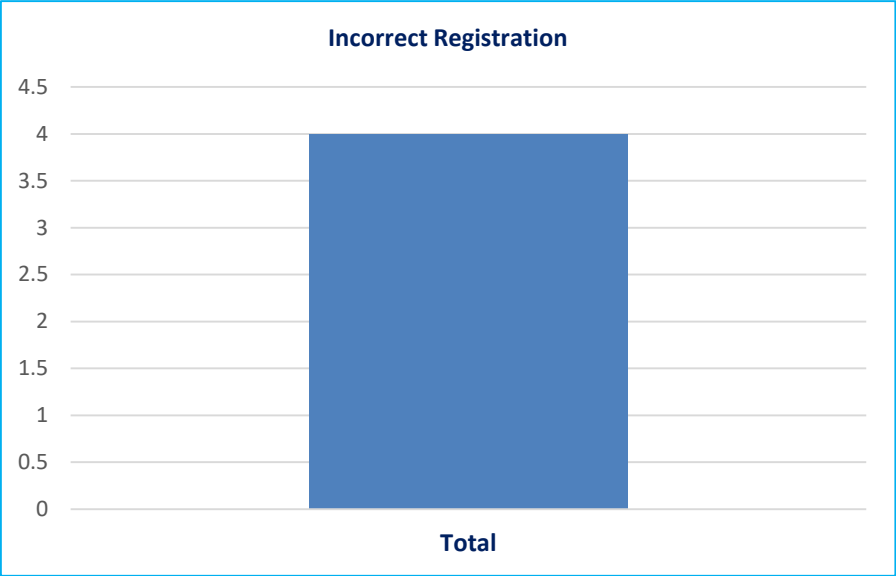
Desktop Audit Recommended for Onsite Inspection Visit

Visit Reference	MPAN	Supplier	MOA	LDSO	GSP Group	Address
XXXX	XXXX	XXXX	XXXX	XXXX	A Eastern	89-91 North Approach, Watford. WD25 0EL
XXXX	XXXX	XXXX	XXXX	XXXX	B East Midlands	Texaco Garage, Woodhouse Way, Nuthall, Nottingham. NG16 1RQ
XXXX	XXXX	XXXX	XXXX	XXXX	B East Midlands	EVC, 1 Brayford Way, Lincoln, Lincolnshire. LN6 7FS
XXXX	XXXX	XXXX	XXXX	XXXX	A Eastern	EV Charger, Sir Henry Lee Crescent, Aylesbury. HP18 0PE
XXXX	XXXX	XXXX	XXXX	XXXX	A Eastern	Building 1, Thermhall Park Business Centre, Start Hill, Bishop Auckland. CM22 7WE
XXXX	XXXX	XXXX	XXXX	XXXX	B East Midlands	MG Recycling Limited, Cotton Valley Waste Transfer Station, Tongwell Street, Pineham, Milton Keynes. MK15 9PA
XXXX	XXXX	XXXX	XXXX	XXXX	C London	Santander UK PLC Additional Supply, 86-90 Putney High Street, London. SW15 1RB
XXXX	XXXX	XXXX	XXXX	XXXX	F Northern	Crofters Lodge Service Station, Kenton Lane, Newcastle Upon Tyne. NE3 3ED

Comments

- This year a total of **27 Metering Systems** have been recommended for onsite Inspection Visits. These have not yet been progressed or carried out due to COVID-19 TAM suspensions.

Incorrect Measurement Class Registration



Supplier	Total
MPID	4

Comments

- Metering Systems that were classified as Measurement Class C however the correct Measurement Class should have been E or G.

Central Volume Allocation (CVA)

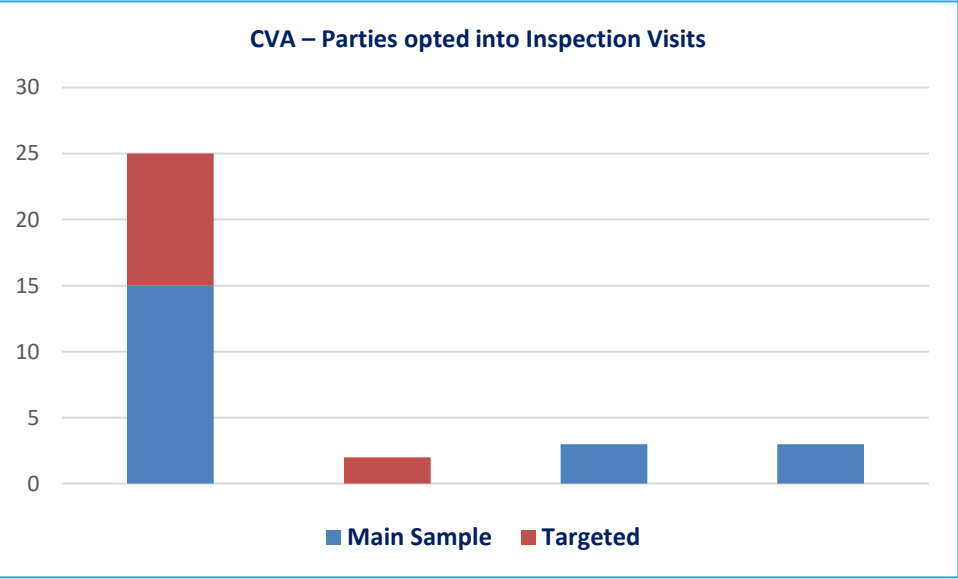
Parties Opted into CVA Inspection Visits

The following Parties opted into CVA Inspection Visits

- Siemens - DASL
- EDF Energy - LONDCVAM
- Scottish Southern – SEPA

Offshore Windfarms

- Unfortunately due to the restrictions from COVID-19 the TAA where unable to complete any Offshore Windfarms Inspection Visits

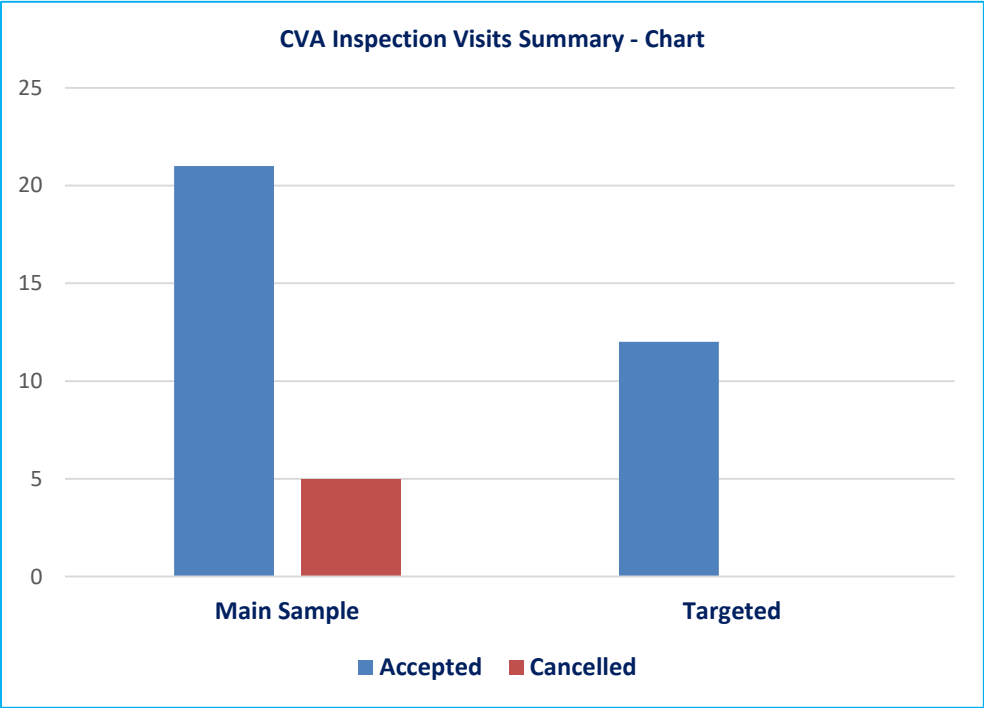


MOA	Main Sample	Circuits	Targeted	Circuits
MPID	15	39	10	24
MPID			2	8
MPID	3	12		
MPID	3	10		
TOTAL	21	61	12	32

Comments

- The TAA were unable to access 2 of the Main Sample circuits as both were disconnected from Supply.

CVA Inspection Visit Summary



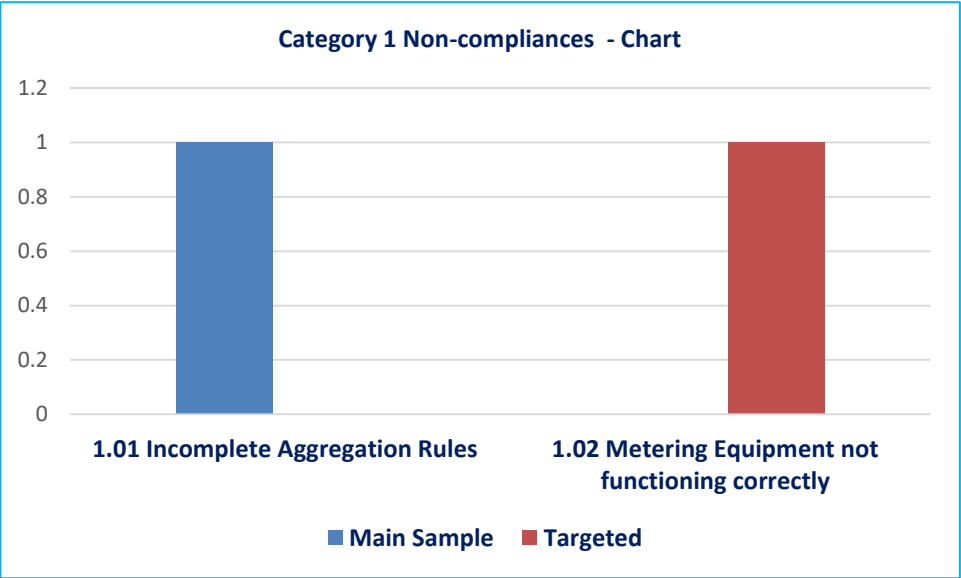
Visit Type	Accepted	Cancelled
Main Sample	21	5
Targeted	12	
TOTAL	33	5

Comments

5 Cancellations:

- 3 Incorrect number of Circuits (**0653**, **7388** & **0652** – all rescheduled with the correct number of circuits)
- 1 MOA unable to attend (**7343**, Kendapa)
- 1 De-energised and/or no meter

CVA Category 1 Non-Compliances Reported



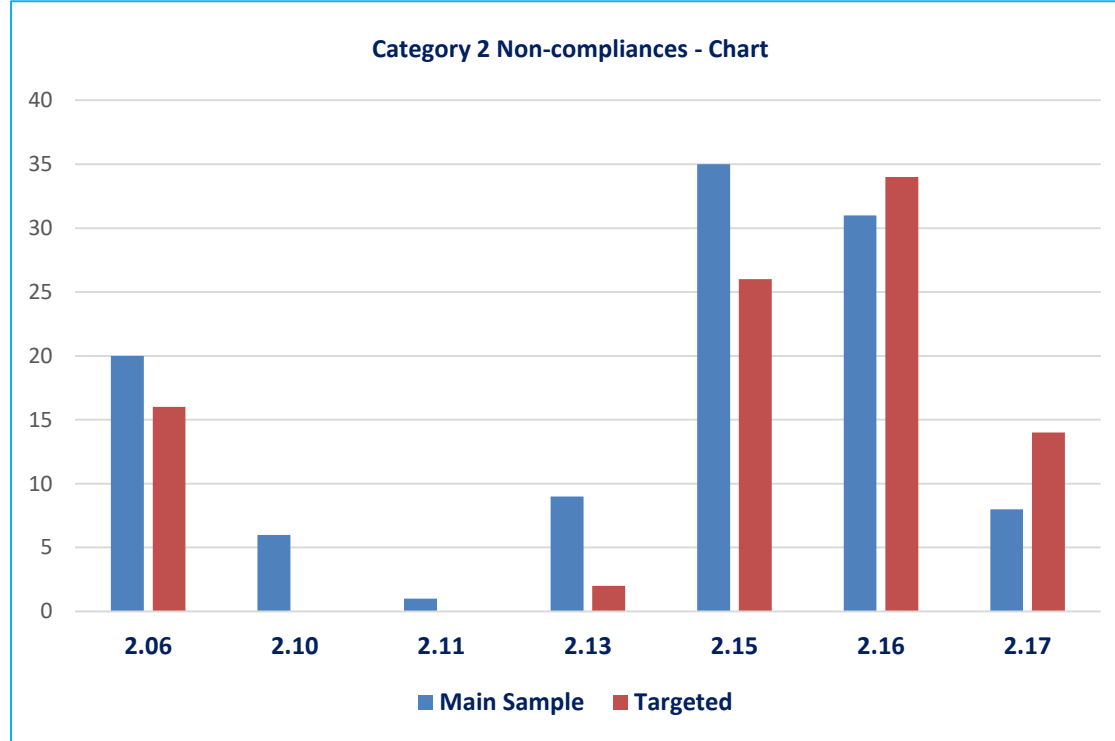
Inspection Visit Type	1.01 Incomplete Aggregation Rules	1.02 Metering Equipment not functioning correctly
Main Sample	1	
Targeted		1

Comments

The TAA reported only 2 Category 1 Non-compliances of which 1 is still outstanding, 1.01 and the other, 1.02 is waiting further evidence to be submitted, although the TAA have received confirmation from Exelon this issue has been rectified.

- **1.01** – Non-Compliance Outstanding
- **1.02** – Rectified Pending Confirmation, although ELEXON have confirmed this error has been corrected. TAA are awaiting the relevant paperwork.

Category 2 Non-Compliance Summary



Comments

The total number of Category 2 non-compliances raised in 2020/2021 exhibits a similar trend albeit in a smaller sample to that compared with previous operational years.

Inspection Visit Type	2.06 - Is overall accuracy maintained?	2.10 - Alarm not fitted where required	2.11 - Settlement Metering Equipment not sealed	2.13 - Other non-compliance not covered elsewhere	2.15 - Is there a commissioning certificate(s)?	2.16 - Are there valid CT certificates or Generic Statements?	2.17 - Are the Meter Test certificates valid?	Grand Total
Main Sample	20	6	1	9	35	31	8	110
Targeted	16			2	26	34	14	92
Grand Total	36	6	1	11	61	65	22	202