NXT-LITE™ SERIES: SPECIFICATIONS

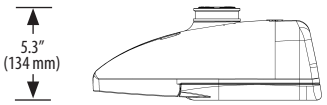

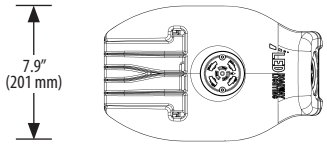

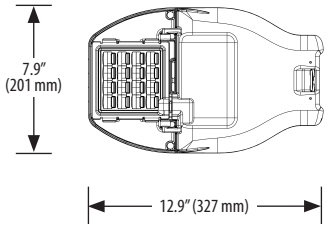

Housing:	Single piece, die-cast A360 aluminum
Operating Temperature:	-40°C to +40°C (-40°F to +104°F)*
Mounting:	1.625" - 2.375" (42 - 60 mm) O.D. Tenons
Mounting Methods:	Horizontal Entry (2 or 4 bolt) or Post-top Mount (2 bolt)
Weight:	< 8 lbs (< 3.6 kg)
EPA Rating:	< 0.3 ft^2 (< 0.028 m^2)
Ingress Protection:	Optical assembly is IP66 rated per IEC 60529/ANSI C136.25 Luminaire is UL listed for wet locations
Finish:	Durable polyester powdercoat topcoat
Available Colors:	GREY (RAL 7035)

COMPLIES WITH ANSI C136.37

NOTE: If post-top version is specified, add 5.4" (137 mm) to overall length dimension.

ELECTRICAL	NXT-LITE-S (16 LEDs)	
Drive Currents (mA)	700 mA	1050 mA
Power Consumption* (W)	39 W	58 W
Input Voltage* (V)	120 - 277V (Standard), 347 - 480V (Optional)	
Surge Protection	Meets ANSI C136.2-2015 Extreme Electrical Transient Immunity Requirements (20kV/10kA)	
Power Factor	> 0.90	
Receptacle	7-PIN receptacle (ANSI C136.41)	
OPTICS & PERFORMANCE	**NXT-LITE-S (16 LEDs)**	
Photometry (Distribution Types)	2ES	
Color Temperature* (CCT)	4000K (Standard) 3000K (Optional)	
Color Rendering Index* (CRI)	70	
Drive Currents (mA)	700 mA	1050 mA
Fixture Efficacy* (Lm/W)	110 Lm/W	101 Lm/W
Fixture Output* (Lm)	4,250 Lm	5,900 Lm
LED L70 (Hours)	> 100,000 hours @ maximum drive current	
PHOTOCELL & CONTROLS	**NXT-LITE-S (16 LEDs)**	
Photocell Options	20-year life photocell available. Photocells and shorting caps sold separately.	
Controls & Monitoring	Dimming power supply (1-10V) is standard equipment. DALI option is available with 700mA driver (120-277V) only. LRL offers a complete range of control and monitoring solutions	
Shielding	House-side shield option available.	

* NOTES: VALUES SHOWN ARE SUBJECT TO ±5% TOLERANCE COLOR TEMPERATURE SHOWN IS ±500K. BASED ON 4000K CCT AND TYPE 2ES DISTRIBUTION ONLY PRODUCTS WITH A CCT OF 3000K (OR LESS) MEET INTERNATIONAL DARK SKY ASSOCIATION REQUIREMENTS. ILLUSTRATED ABOVE: NXT-LITE-S IN GREY (RAL 7035) MAXIMUM TEMPERATURE IS +50°C FOR 220 - 277 VAC, +40°C FOR 120V † NOT ALL MODEL CONFIGURATIONS ARE DLC QUALIFIED- CONSULT FACTORY FOR DETAILS. ALL INFORMATION PROVIDED IS SUBJECT TO CHANGE WITHOUT NOTICE.

LED ROADWAY LIGHTING
115 Chain Lake Drive, Halifax,
Nova Scotia, Canada, B3S 1B3
T: +1.877.533.5755
F: +1.888.533.5755
ledroadwaylighting.com
info@ledroadwaylighting.com

NXT-LITE™ SERIES: ORDERING GUIDE

NXT LITE

SERIES	LED'S/BODY	VOLTAGE	RECEPTACLE OPTION	OPTICS
L NXT-LITE	**016S** Small	**5** 120-277V **6** 347-480V	**7** 7-PIN Receptacle (C136.41) *If shorting caps or photocells are required, they must be ordered separately.*	**2ES** Type II Max Throw
A	B	C	D	E

DRIVE CURRENT	DRIVER OPTIONS	FINISH	TEMPERATURE (CCT)	CERTIFICATION
7 700mA **B** 1050mA	**S** Standard Dimming Driver (1 - 10V) **D** DALI (700mA, 120 - 277V)	**GY** Gray (RAL 7035)	**3** 3000K **4** 4000K (Standard) *Other color temperatures available.*	**UL** cULus **CE** European **NM** NOM-Mexico
F	G	H	I	J

MOUNTING METHOD	WIRING CHAMBER	SURGE PROTECTION	OTHER OPTIONS
2 2-Bolt Horizontal Tenon Mount **4** 4-Bolt Horizontal Tenon Mount *If post-top mount required, bracket must be ordered separately. Available with 2 bolt mount only.*	**S** Standard	**A** 20kV/10kA Fail-Off	If applicable, insert 4 digit special product request code (SPR)
K	L	M	N

SHORTING CAPS 120-480V UL/CE

Include shorting caps with order? ☐ Yes ☐ No

SAMPLE CATALOG NUMBER: | L | 016S | 5 | 7 | 2ES | 7 | S | GY | 3 | UL | 2 | S | A

A B C D E F G H I J K L M

A= NXT-LITE™ Series **B**= Small Body Fixture **C**= 120V - 277V **D**= 7-PIN Receptacle **E**= Type II Max Throw **F**= 700mA Drive Current **G**= Standard Dimming Driver (1 - 10V) **H**= Gray (RAL 7035) **I**= 3000K **J**= cULus **K**= 2-Bolt Horizontal Tenon Mount **L**= Standard **M**= 20kV/10kA Fail-Off

ORDER CONFIRMATION	COMMENTS
PROJECT NAME:	
QUANTITY:	
APPROVED BY:	
DATE:	

If applicable

CATALOG NUMBER: L | 016S | __ | 7 | 2ES | __ | __ | GY | __ | __ __ | __ | S | A | __ __ __ __

A B C D E F G H I J K L M N

By completing the Order Confirmation above, I certify that I am authorized to sign the confirmation on behalf of the company. Information provided is subject to change without notice. LRL supplies and warrants luminaires and proprietary control systems only. It is the responsibility of the client to select lighting poles and mounting arms that are suitable for the application (including but not limited to wind loading, seismic requirements, etc.) and the characteristics of the luminaire (e.g. EPA rating), and to confirm integrity and suitability of existing poles and mounting arms prior to installation.

LED ROADWAY LIGHTING

115 Chain Lake Drive, Halifax,
Nova Scotia, Canada, B3S 1B3

T: +1.877.533.5755
F: +1.888.533.5755

ledroadwaylighting.com
info@ledroadwaylighting.com